

Installation manual

Montageanleitung • Notice de montage • Istruzioni per il montaggio • Manual de montaje • Monteringsanvisning • Installatiegids • Montážní návod • Asennusohje • Installationsmanual • Instrukcja instalacji • Paigaldusjuhend

Log cabin FR70-5341

Blockhaus • Maisonnette en poutres • Casa di travi • Casa de jardin • Anneks • Tuinhuis • Zahradní domek • Timmerstuga • Hirsimökki • Dom z bali • Freesprussmaja

Width 530 x Depth 410 cm


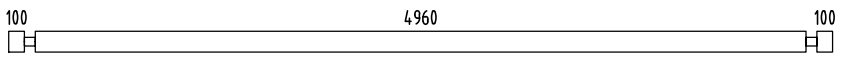
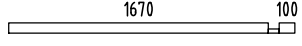



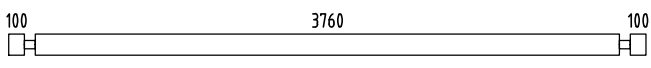


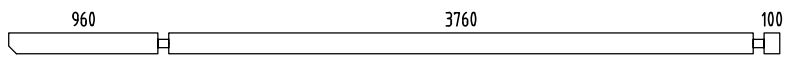



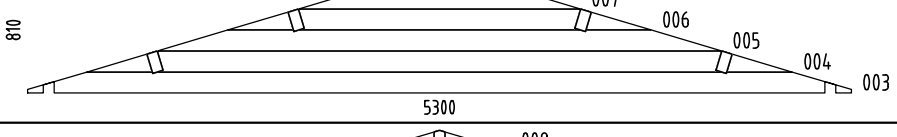



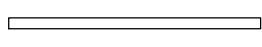
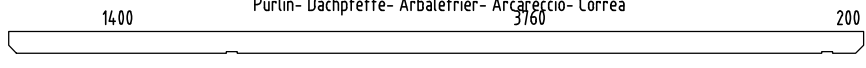




Breite/Tiefe • Largeur/Profondeur • Lunghezza/Profondità • Ancho/Profundidad • Bredde/Dybde • Breedte/Diepte • Šířka/Hloubka • Leveys/Pituus • Bredd/Längd • Szerokość/Głębokość • Laius/pikkus

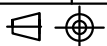
Log thickness 70 mm









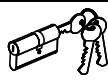











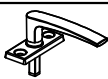
Bohlenstärke • Épaisseur des murs • Spessore delle pareti • Grosor de pared • Tykkelse • Wanddicke • Tloušťka stěny • Seinän paksuus • Väggtjocklek • Grubość ścian • Seinapaksus

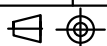








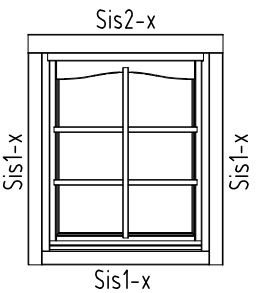

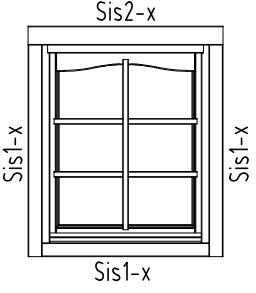

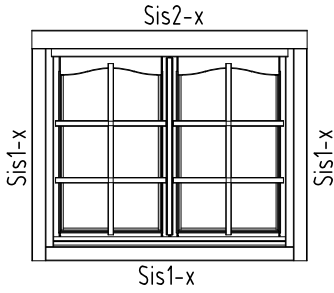



The producer shall have the right to make technical changes to the product • Technische Änderungen vorbehalten • Le producteur réserve le droit d'effectuer des modifications techniques au produit • Il produttore mantiene il diritto di apportare modifiche tecniche al prodotto • Reservado el derecho a modificaciones técnicas • Produsent forbeholder seg retten til å endre tekniske egenskaper ved produktet • Alle rechten en technische wijzigingen voorbehouden • Výrobce si vyhrazuje právo na technické změny výrobku • Valmistaja pidättää oikeuden tehdä tuotteeseen teknisiä muutoksia • Tillverkaren har rätt att utföra tekniska förändringar för produkten • Producent zastrzega sobie prawo do dokonywania zmian technicznych produktu • Tootja jätab endale õiguse muuta toote tehnilisi omadusi

Pos	SPECIFICATION-STÜCKLISTE-NOMENCLATURE-ELEMENTI-ESPECIFICACIÓN FR70-5341	Pcs	Profile (mm)	Length (mm)
001		1	70x68	5300
002		16	70x135	5300
009		2	70x68	1840
010		12	70x135	1840
011		16	70x135	475
012		16	70x135	475
013		19	70x135	4100
014		15	70x135	1400
015		1	70x135	1830
016		2	70x135	4960
017		1	70x135	5500
018		1	70x135	4530
019		1	70x135	5500
W1-1		1		
W2-1		1		
AR2	Foundation- Fundament- Fondation- Fondazione- Vigas de cimentación 	2	80x60	5080
AR1	Foundation- Fundament- Fondation- Fondazione- Vigas de cimentación 	8	80x60	3720
Sla1	Slat- Leiste- Baguette- Listello- Listón 	1	19x70	1620
PR1	Purlin- Dachpfette- Arbalétrier- Arcareccio- Correa 	4	70x140	5500
PR2	Purlin- Dachpfette- Arbalétrier- Arcareccio- Correa 	1	70x140	5500
FB2-1	Floor board- Fussbodenbrett- Madrier du plancher - Tavola pavimento- Tabla de suelo 	43	89x19	4955
RB2-1	Roof board- Dachbrett- Madrier du toit- Tavola tetto- Tabla de tejado 	124	89x19	3150
Dia-1	Diamond- Deckbrett- Madrier- Tavola di copertura- Rombo 	2	19x140	300

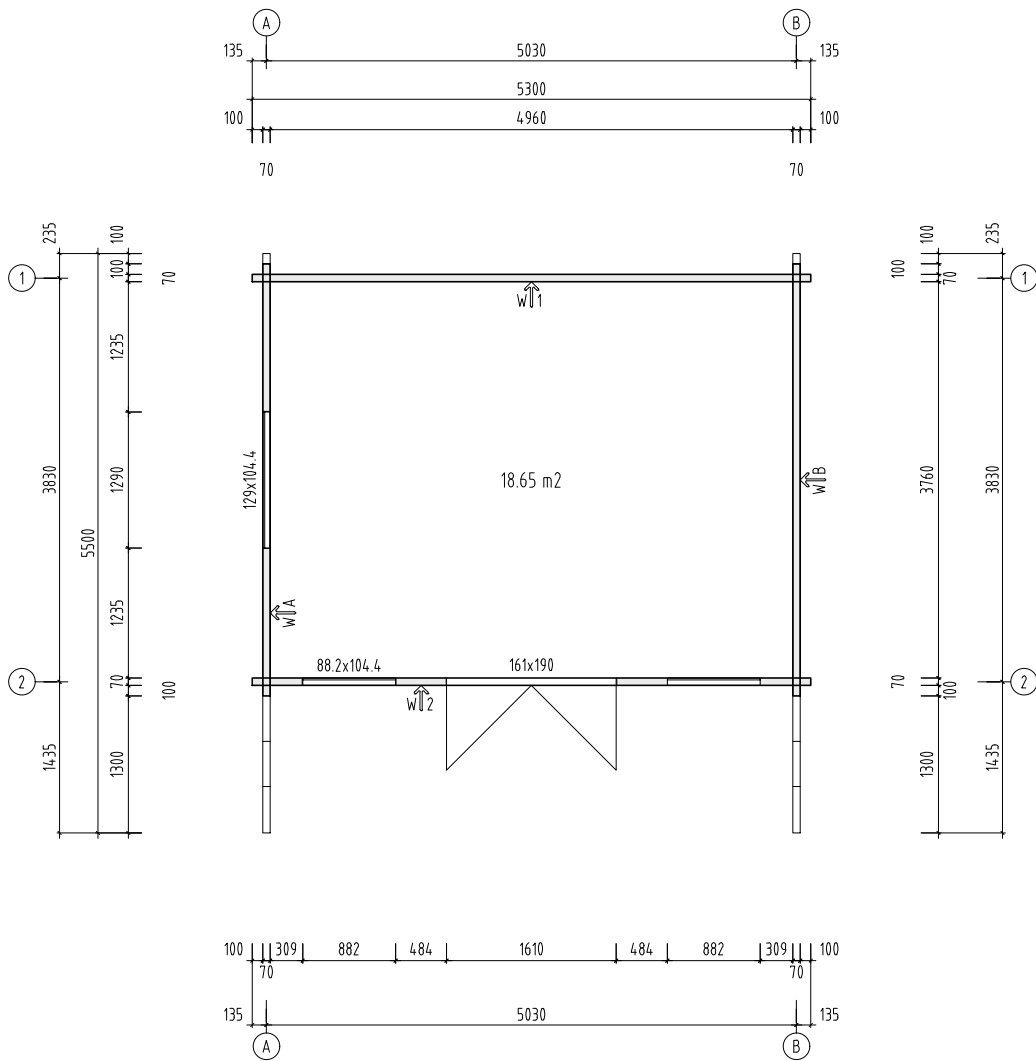


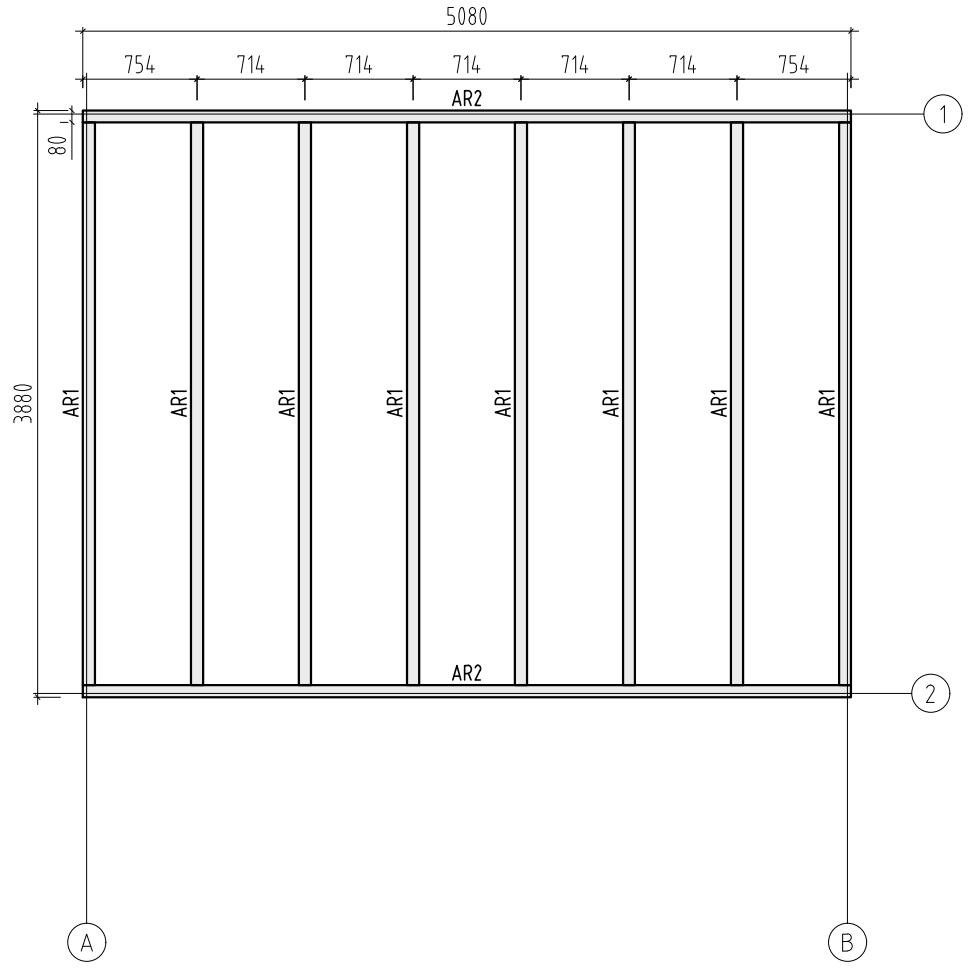
Pos	SPECIFICATION-STÜCKLISTE-NOMENCLATURE-ELEMENTI-ESPECIFICACIÓN FR70-5341	Pcs	Profile (mm)	Length (mm)	
EaE1-1	Eave edging- Dachrandbrett- Madrier en bordure du toit- Tavola bordo tetto- Tabla de valadizo		4	16x95	2750
FaB9-1	Facia board wavy-Giebelblende.geschwun- gen-Écran frontal.arqué-Schermo frontone.curvo- Tabla de facia ondulada		4	16x120	3190
FaB3-1	Facia board- Giebelblende- Écran frontal- Schermo frontone- Tabla de facia		4	16x120	3190
FIB2-1	Floor beading- Fussbodenleiste- Baguette du plancher- Listello pavimento- Listón de suelo		7	19x19	2600
RE2-1	Roof edge reinforcement- Dachrandleiste- Baguette en bordure du toit- Rinforzo bordo tetto- Refuerzo borde tejado		2	32x40	2350
RE2-2	Roof edge reinforcement- Dachrandleiste- Baguette en bordure du toit- Rinforzo bordo tetto- Refuerzo borde tejado		2	32x40	3150
Sis1-1	Side slat- Randleiste- Baguette en bordure- Listón de borde- Listello bordo		4	19x70	846
Sis1-2	Side slat- Randleiste- Baguette en bordure- Listón de borde- Listello bordo		12	19x70	1072
Sis1-3	Side slat- Randleiste- Baguette en bordure- Listón de borde- Listello bordo		2	19x70	1254
Sis2-1	Side slat- Randleiste- Baguette en bordure- Listón de borde- Listello bordo		4	19x95	986
Sis2-2	Side slat- Randleiste- Baguette en bordure- Listón de borde- Listello bordo		2	19x95	1394
Fim	-Fixing kit- Befestigungsset- Moyens de fixation- Materiale di fissaggio- Kit de fijación		1	USE	
QULSI 30x35	Cylinder- Zylinderschloss- Serrure a mortaiser- Serratura a cilindro- Bombin- 30.35		1	TU70-2P	
QLIU KAPal	Door fittings- Türbeschlag- Ferrure- Ferramenta porta- Manilla puerta- QLIUKAPal		1	TU70-2P	
QRV1 60Zn	Keeper- Schliessblech- Tole- Lamiera- Aldaba de candado- 160Zn		1	TU70-2P	
QNA1 4x40Me	Nail- Nagel- Clou- Chiodo- Clavo- 1.4x40mm		40	FIB2-1	
QNA2 2x50Zn	Nail- Nagel- Clou- Chiodo- Clavo- 2.5x50mm		900	FB2-1; RB2-1	
QKRPP3 _5x40Zn	Screw- Schraube- Vis- Vite- Tornillo- 3.5x40mm		110	EaE; FaB; RE; ...	
QKRPP 3x16Zn	Screw- Schraube- Vis- Vite- Tornillo- 3x16mm		2		
QKRPP 3x20Zn	Screw- Schraube- Vis- Vite- Tornillo- 3x20mm		36	A70-1P; A70-1V; TA70-2P; TU70-2P	
QKRPP4 _5x50Zn	Screw- Schraube- Vis- Vite- Tornillo- 4.5x50mm		100	Sisx-x	
QKRPP4 _5x70Zn	Screw- Schraube- Vis- Vite- Tornillo- 4.5x70mm		20	001; 009; 017; 019; PRx	
QKRPP 5x90Zn	Screw- Schraube- Vis- Vite- Tornillo- 5x90mm		4	TU70-2P	
QKRPP6 x120Zn	Screw- Schraube- Vis- Vite- Tornillo- 6x120mm		16	ARx	
QLIA	Window fittings- Fenstergriff- Poigne de la fenêtre- Maniglia finestra- Manilla (ventana)		3	A70-1P; A70-1V; TA70-2P	

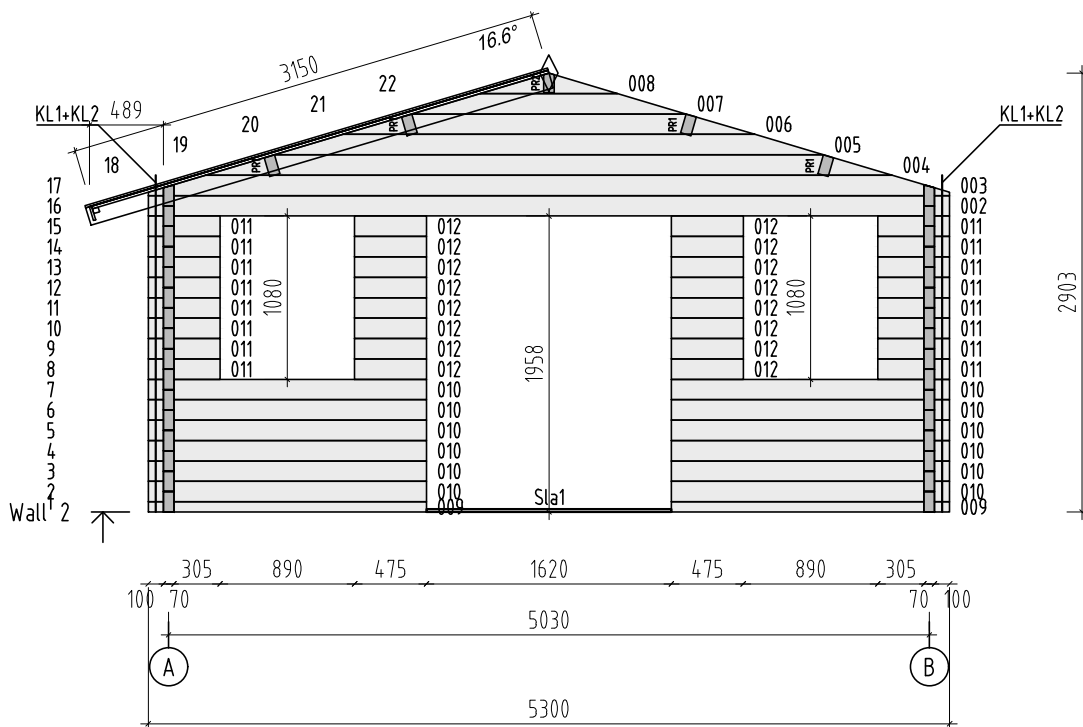


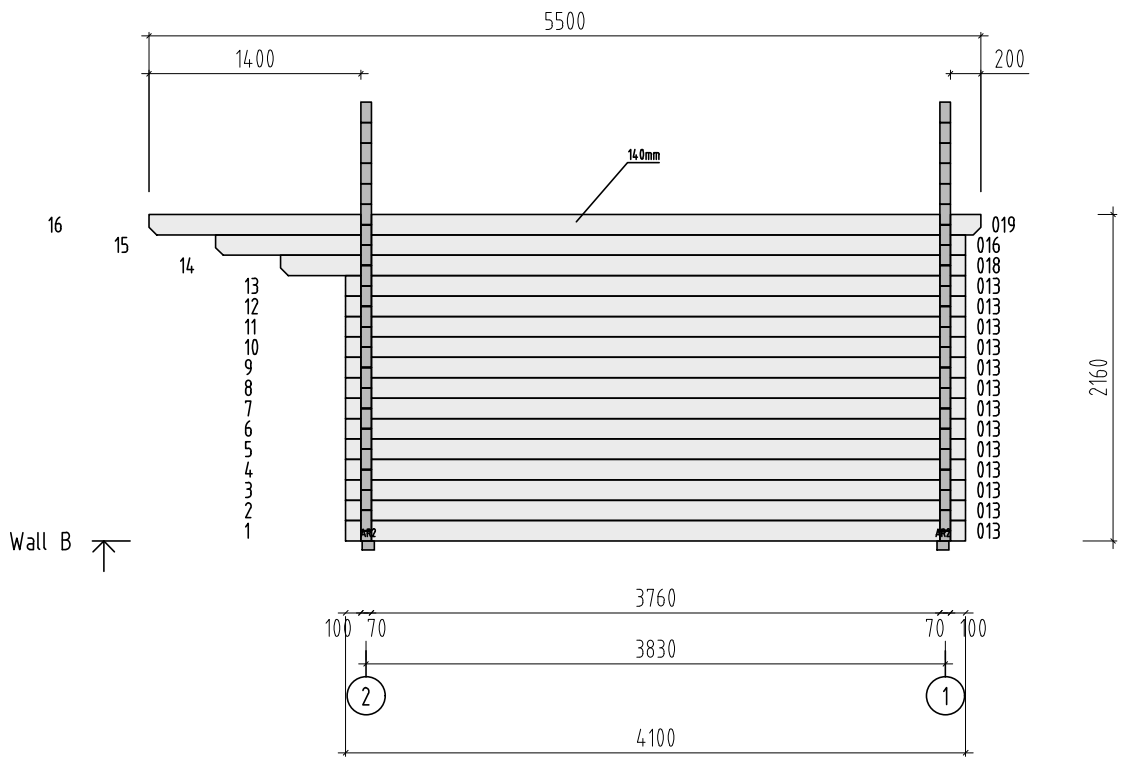
Pos	SPECIFICATION-STÜCKLISTE-NOMENCLATURE-ELEMENTI-ESPECIFICACIÓN FR70-5341	Pcs	Profile (mm)	Length (mm)
KL1	Threaded rod- Gewindestangen- Barre fileté- Asta filettata- Varilla roscada M10 	4		2000
KL2	Threaded rod- Gewindestangen- Barre fileté- Asta filettata- Varilla roscada M10 	4		170
	Nut- Schraubenmutter- Écrou- Dado- Tuerca- M10mm 	4	KLx	
	Washer- Dichtscheibe- Joint- Rondella- Arandela- 10x30mm 	4	KLx	
	Extension nut- Verlängerungsmutter- Écrou rallonge- Dado di prolunga- Tuerca de extensión- JM10 	4	KLx	
	Captive nut- Einschlagmutter- Écrou a griffes- Dado a ragno filettatura- Tuerca arana- LM10 	4	KLx	
A70-1P	Window - Fenster - Fenetre - Finestra-Ventana 882x1044  Sis2-x Sis1-x Sis1-x Sis1-x  766x906mm	1		
A70-1V	Window - Fenster - Fenetre - Finestra-Ventana 882x1044  Sis2-x Sis1-x Sis1-x Sis1-x  766x906mm	1		
TA70-2P	Window - Fenster - Fenetre - Finestra-Ventana 1290x1044  Sis2-x Sis1-x Sis1-x Sis1-x  1174x906mm	1		
 	Object name FR70-5341		Page	3/4

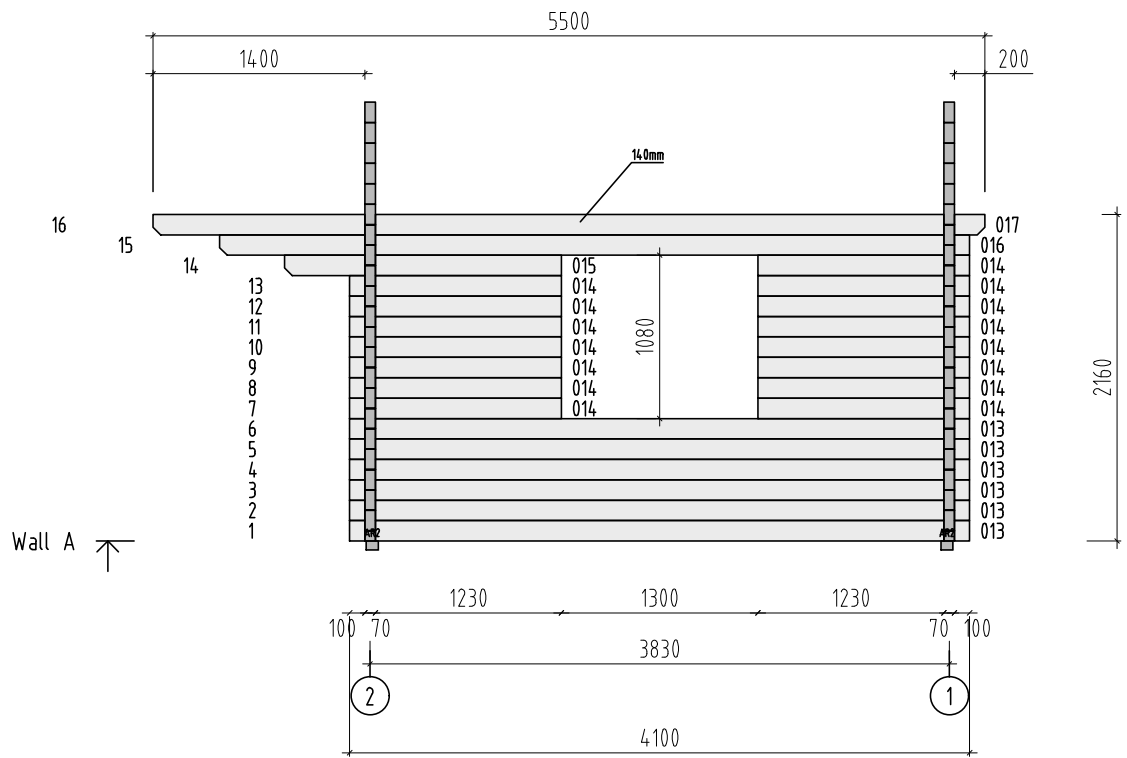
H = 1.500 m
TOTAL: 18.65 m²







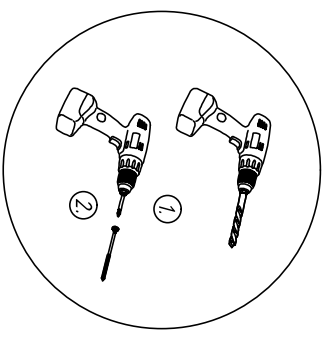
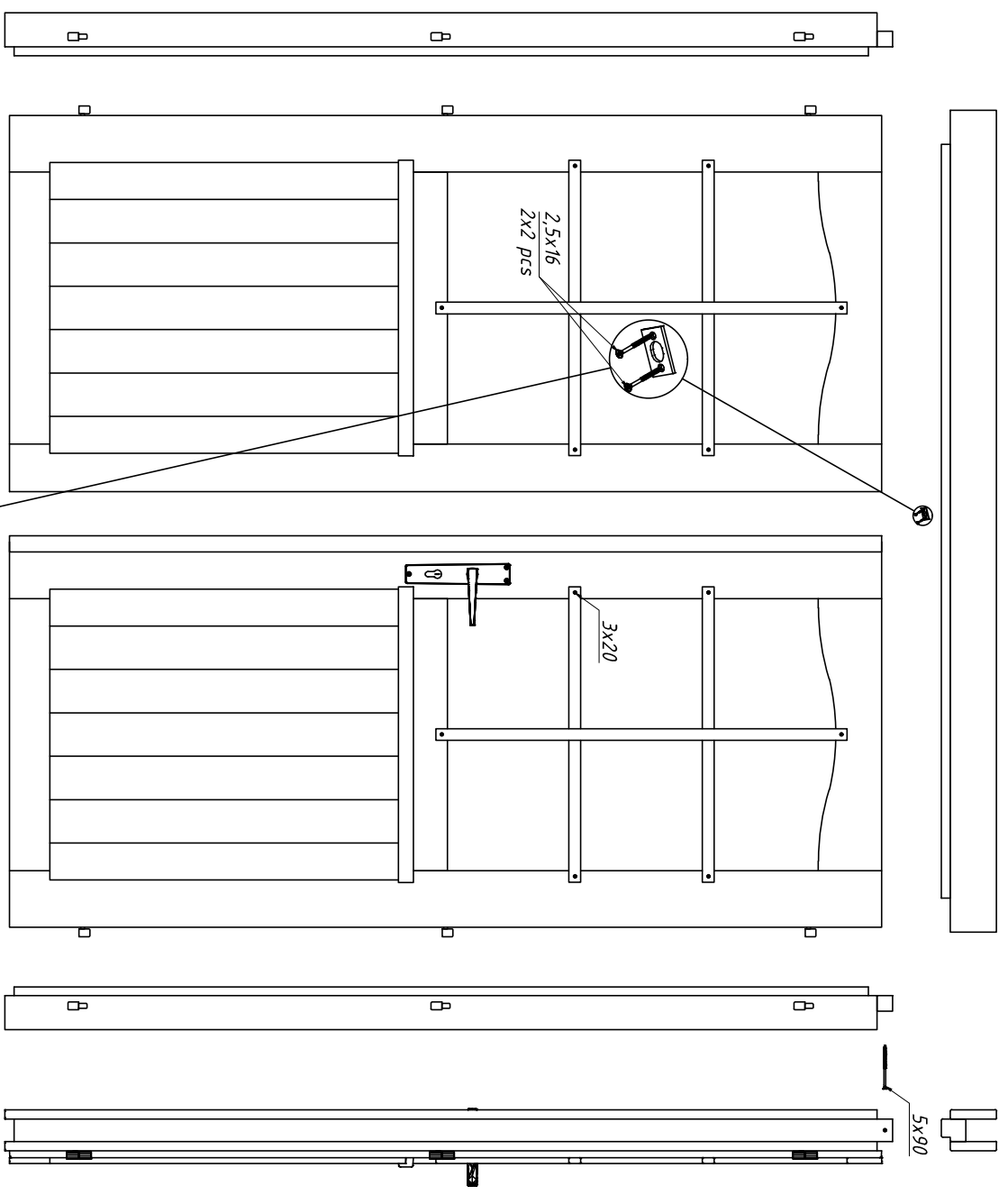




28x4.5
*

4.5x70

5x90



- * The specification may vary depending on the specific model.
- * Die Spezifikation können je nach Modell unterschiedlich sein.
- * Les spécifications peuvent varier selon le modèle spécifique.
- * Dependiendo del modelo, la especificación puede cambiar.
- * Le specifiche possono variare a seconda del modello.
- * Tekniset tiedot voivat vaihdella mallista riippuen.
- * Specifikationen kan variera beroende på den specifika modellen.

5x90

5x90