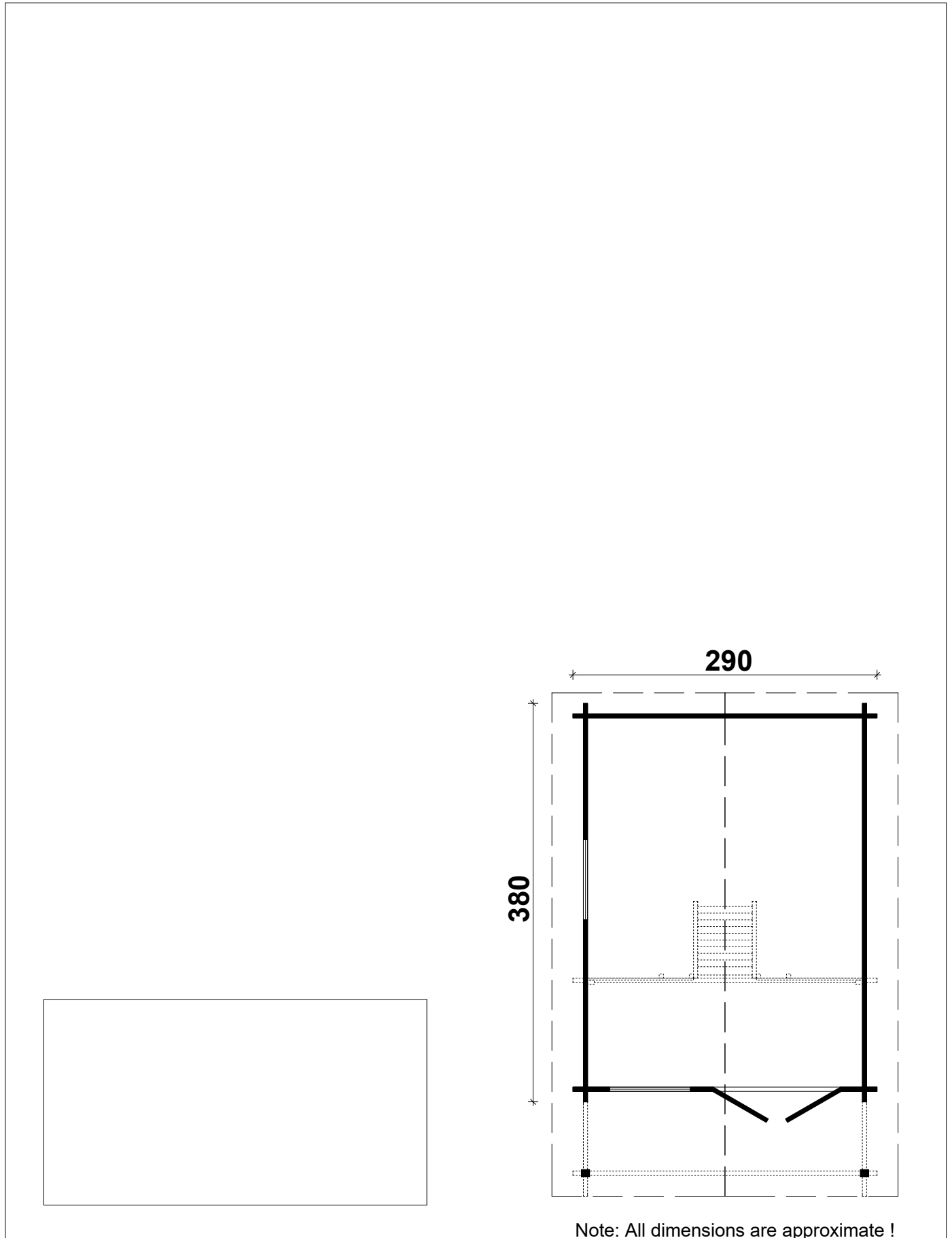


Techn. Data: Bunkie

Log length (W x D) / Bohlenaußenmaß (B x T): 290 x 380 cm

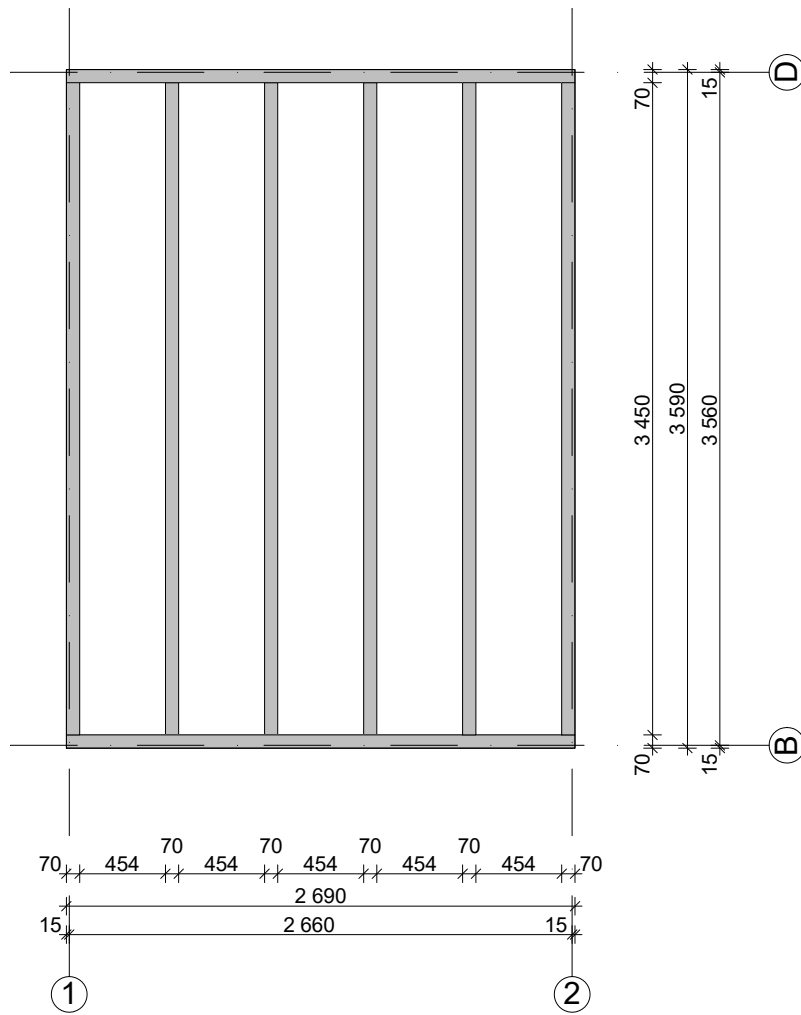
Wall size(outside) / Wandaußenmaß: 270 x 360 cm

Log thickness / Bohlenstärke: 40 mm



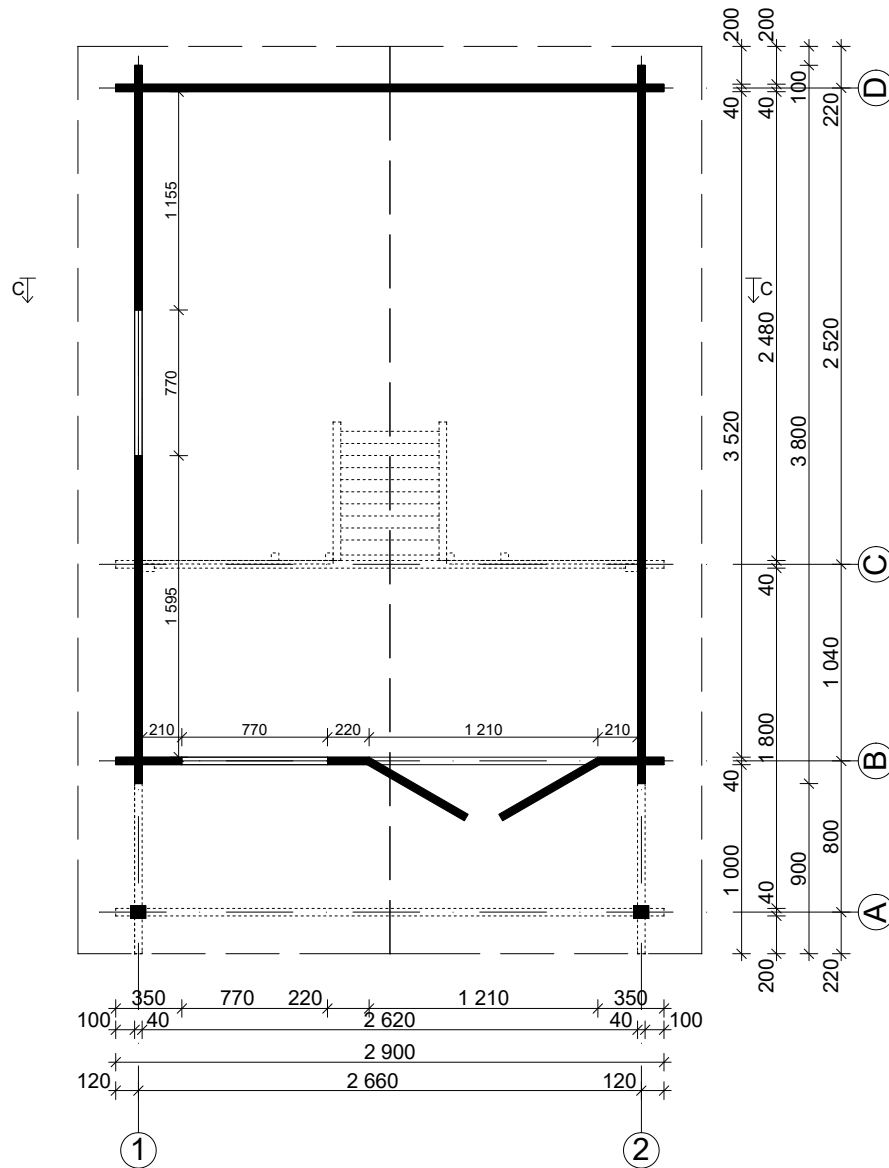
Bunkie 40 mm / 290 x 380 cm

Foundation / Fundament












































Bunkie 40 mm / 290 x 380 cm








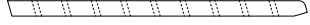







Groundplan / Wandplan



Specification - Bunkie 40 mm / 290 x 380 cm

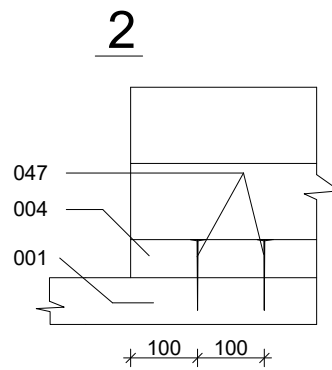
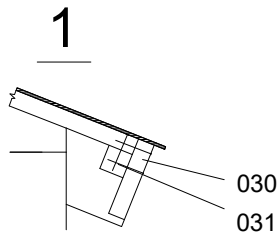
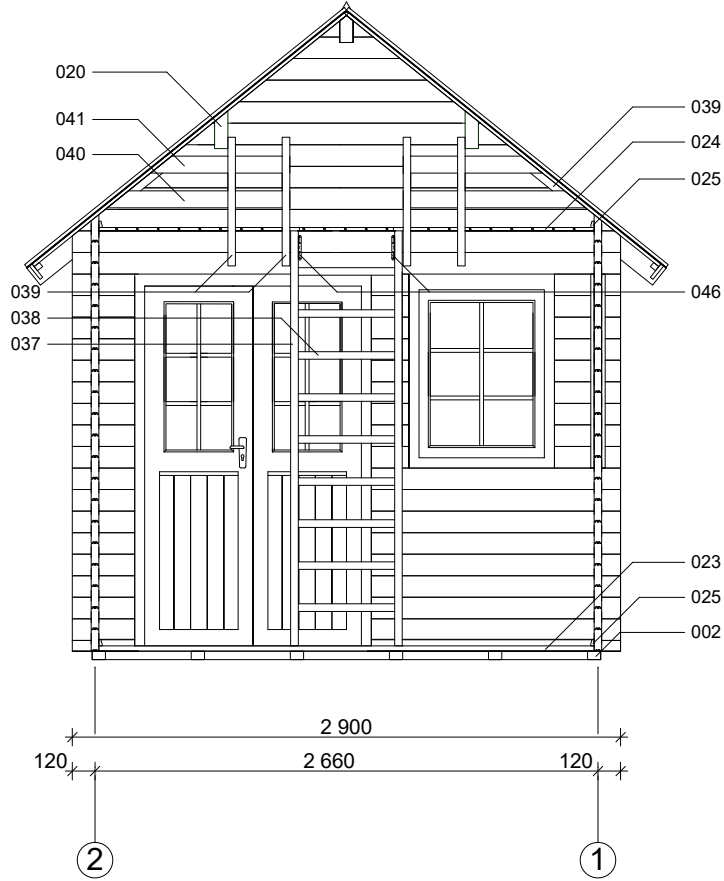
Nr.		 mm	 mm	 x	
001	Foundation beams / Fundamenthölzer		2690	2	
002			3450	6	
003			1340	1	
004			350	1	
005			2900	1	
006			2900	2	
007			2900	21	
008			3800	25	
009			1735	9	
010			1340	8	
011			1295	9	
012			350	26	
013			220	9	
014			4700	2	
015			4800	2	
016-01				2900	2
016-02				2834	2
016-03				1417	2
017			 40 x 143	4800	2(1+1)
018			 40 x 143	2900	2
019		 68 x 143	4800	1	
020		68 x 195 	4800	2	
021	Double door / Doppeltür ca. 1200 x 1955mm - 40 mm Standart +			1	
022	Window / Einzelfenster ca. 765 x 990 mm - 40 mm Standart +			2	
023	Floor boards / Fußbodenbretter		2617	32+1	
024			1850	24	
025	Baseboard / Fußleisten		ca. 26,0 m		
026	Beam / Balken	40 x 90	2620	1	
027	Roof boards / Dachbretter		2120	88+2	
028	Fascia board / Giebelblende		2170	4	
029	Gable edge board / Giebelabschlussbrett		2170	4	
030	Eave edging / Traufenbrett		4800	2	
031	Eave edging slat / Traufenleiste		4800	2	
032	Diamond / Raute			2	
033	Storm braces / Sturmleisten		2150	4	
034	Storm braces / Sturmleisten		710	4	

Specification - Bunkie 40 mm / 290 x 380 cm

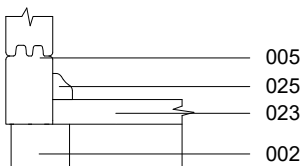
Nr.		 mm	 mm	 x
035	Post / Pfoste 		1965	2
036	Adjustable postfoot / Stütze			2
037	Stringer / Treppen Reihe 		2318	2
038	Steps of stairs / Treppenstufen		520	9
039	Baluster / Balustrade		680	6
040	Baluster / Balustrade 		965	2
041			740	2
042			--	--
043	Trim / Fertig 		--	--
044	Bolt M 8 x 70, nut, washer / Mutter, Scheibe M 8 x 70			20
045	Nails / Nägel 1,4 x 35			75
046	Ladder fittings / Leiterbeschläge 			2(1+1)
047	Screws / Schrauben 4,0 x 40 ; 4,0 x 50 ; 5,0 x 70 ; 6,0 x 140			130/680/50/50
048	Hitblock / Schlaghölzer		300-400	

Bunkie 40 mm / 290 x 380 cm

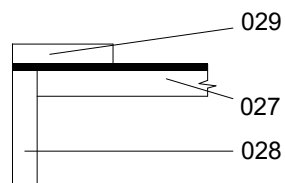
C - C



A-A



B-B



D-D

