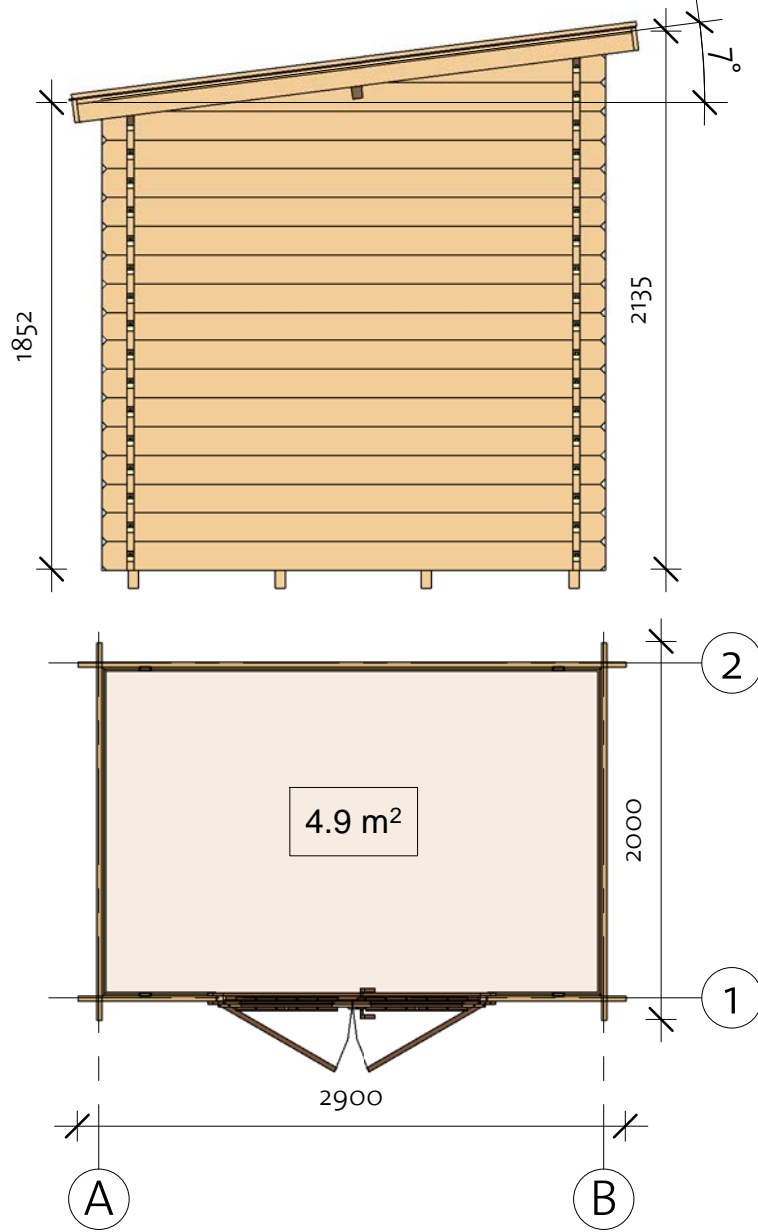



# Annika I 28 (270x180)

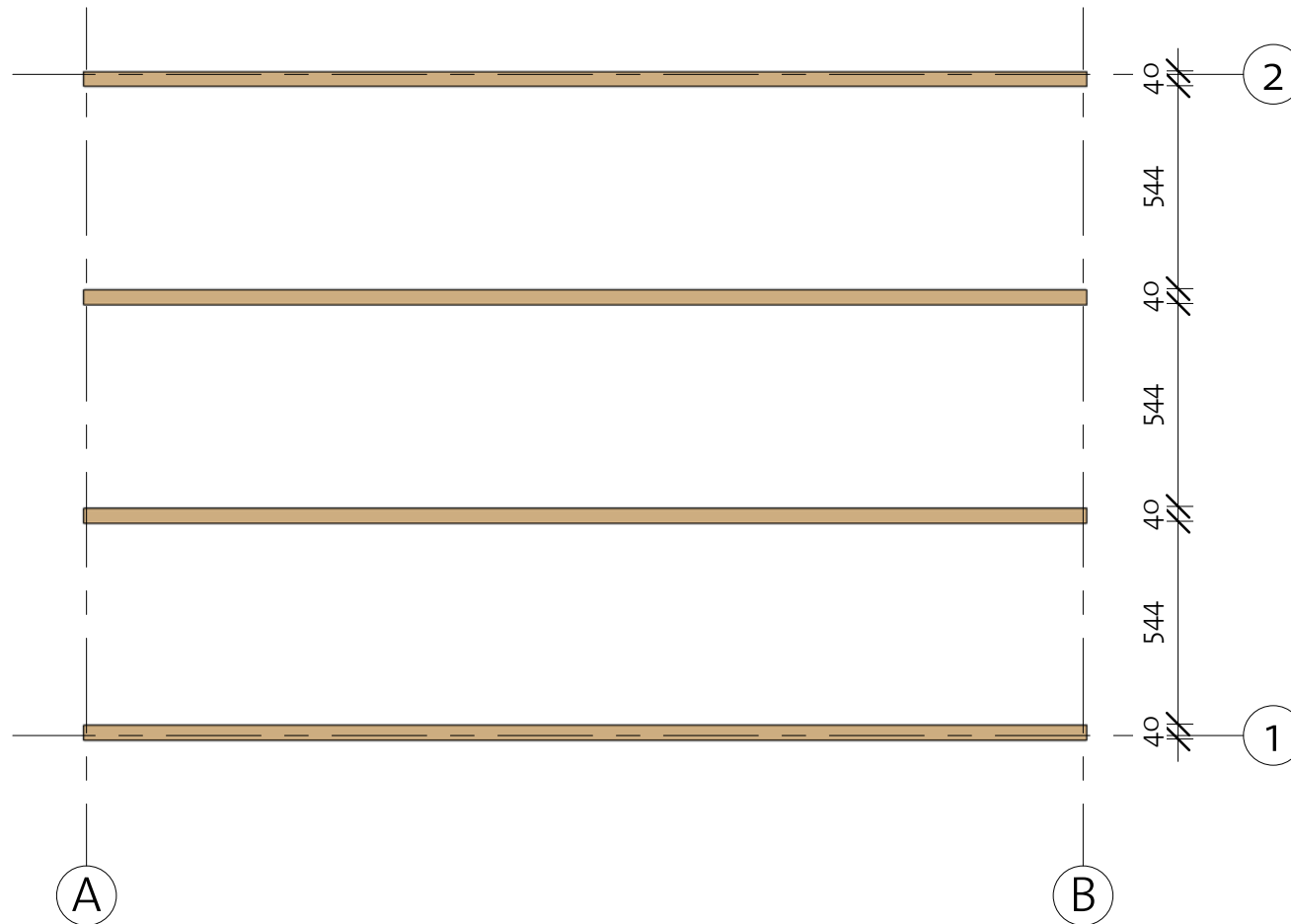


# Annika I 28 (270x180)

Foundation

Impregnated foundation beams				
Mark	Type	Profile	Count	Length

IFB	IFB 40x70		4	2690
-----	--------------	---	---	------

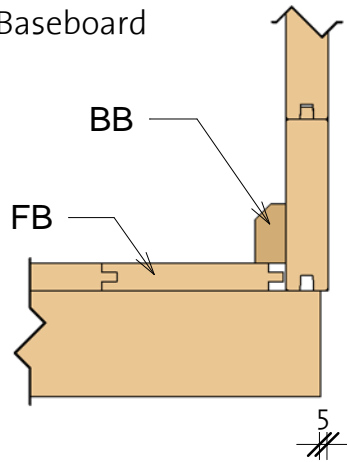




4000002\_190221

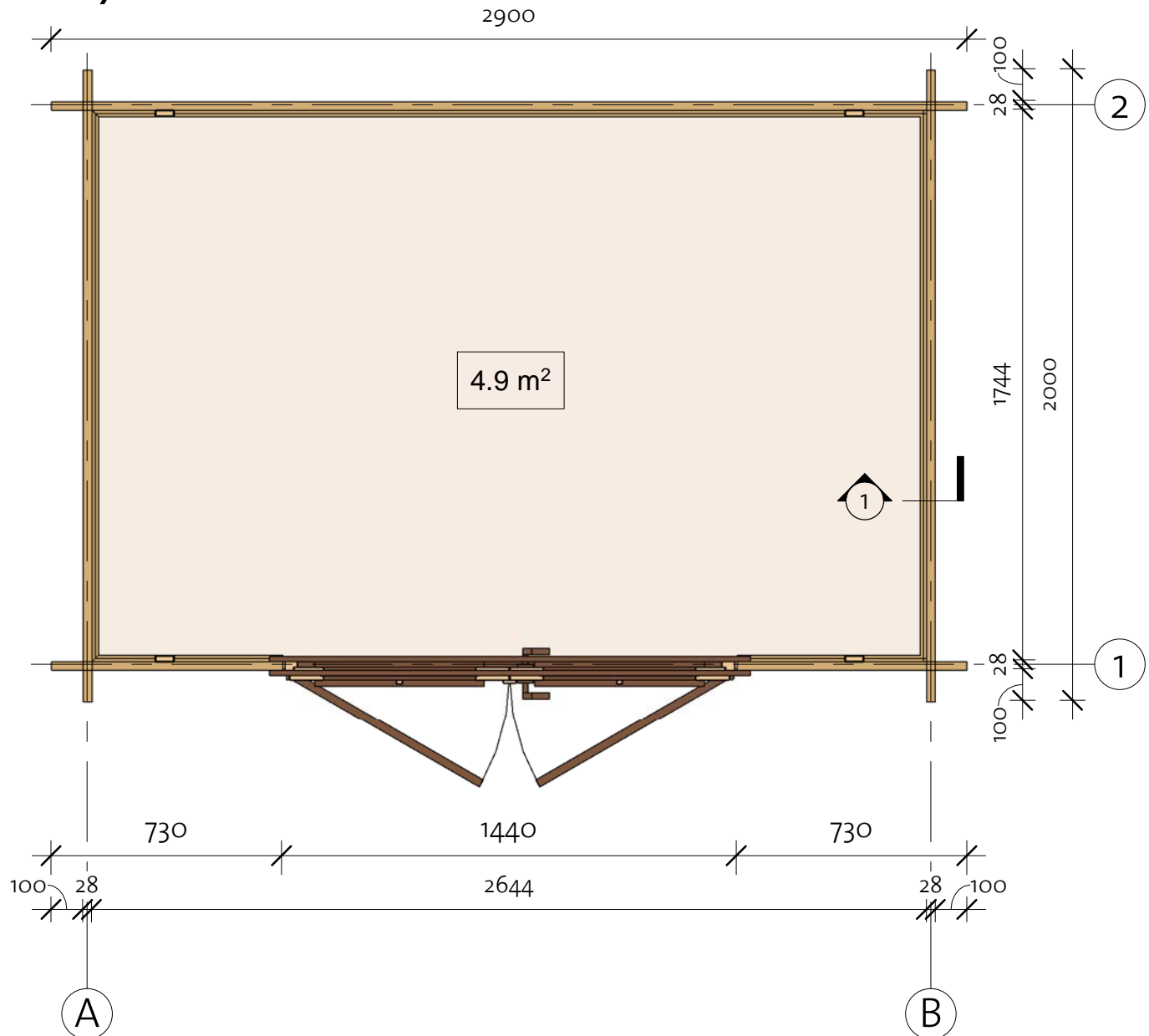
# Annika I 28 (270x180)

Floor Plan

① Baseboard



Floor Schedule				
Mark	Type	Profile	Count	Length
FB	FB 18x110		25	1740
BB1	BB 20x40		2	1800
BB2	BB 20x40		2	2700



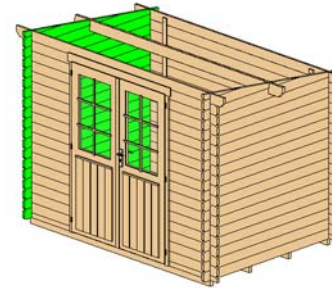
4000002\_190221





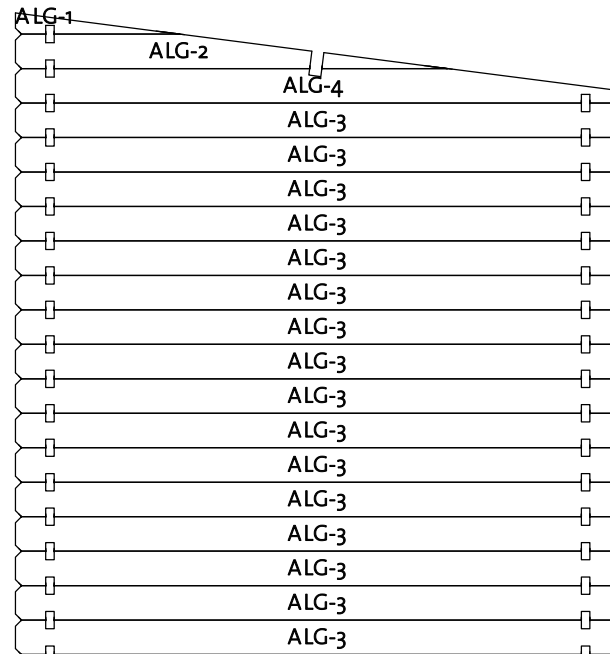
# Annika I 28 (270x180)

Wall A



Wall A			
Mark	Profile	Count	Cut Length

ALG-1	28x114	1	543
ALG-2	28x114	1	1429
ALG-3	28x114	16	2000
ALG-4	28x114	1	2000

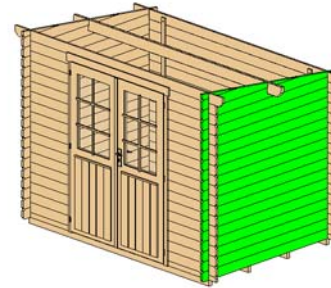


Log Profile Wall A	
Profile	Profile

28x114	
--------	--

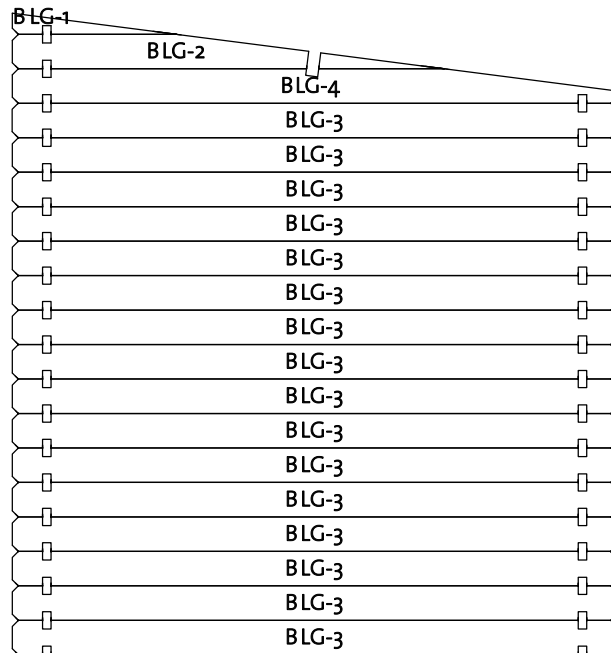
# Annika I 28 (270x180)

Wall B



Wall B			
Mark	Profile	Count	Cut Length

BLG-1	28x114	1	543
BLG-2	28x114	1	1429
BLG-3	28x114	16	2000
BLG-4	28x114	1	2000

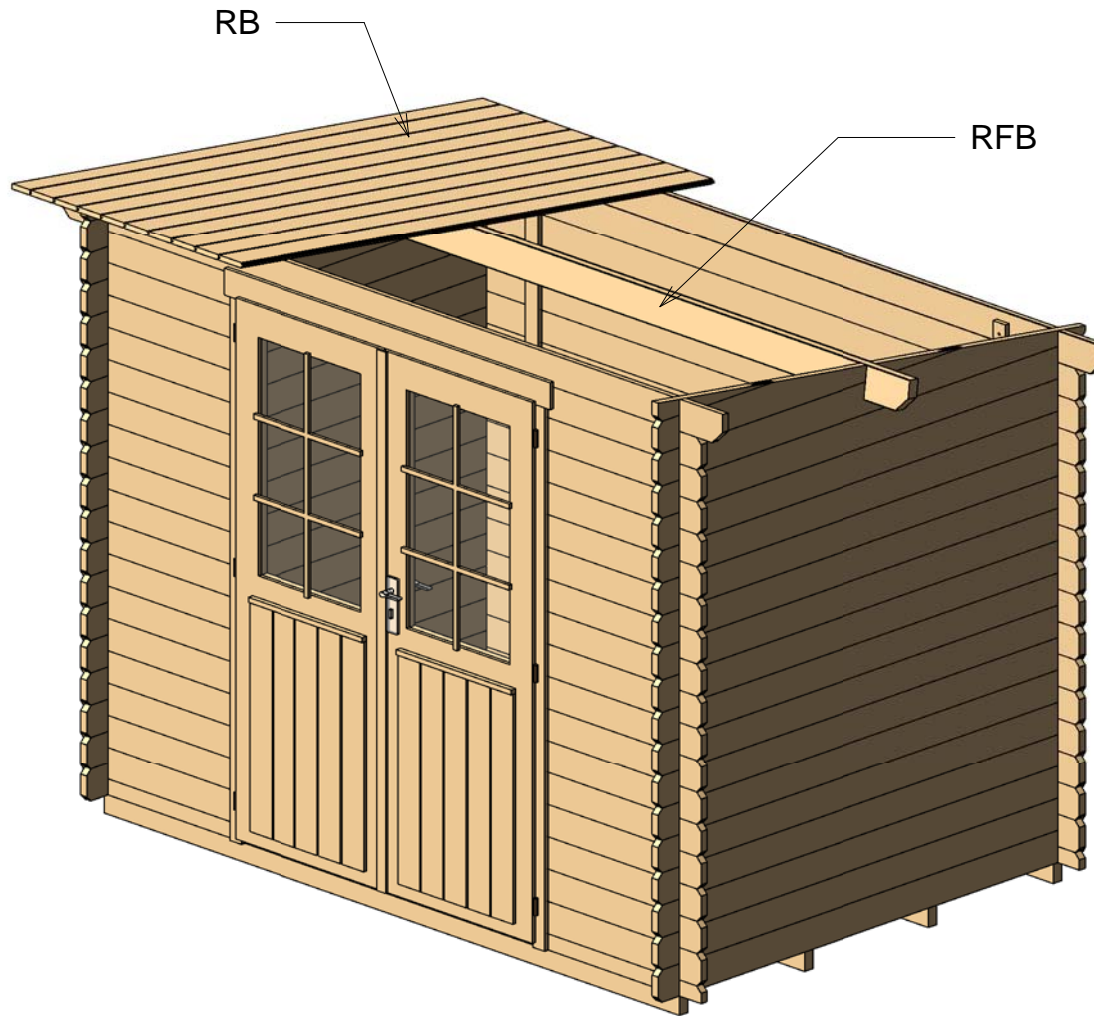


Log Profile Wall B	
Profile	Profile



28x114	
--------	--

# Annika I 28 (270x180)

Roof 1



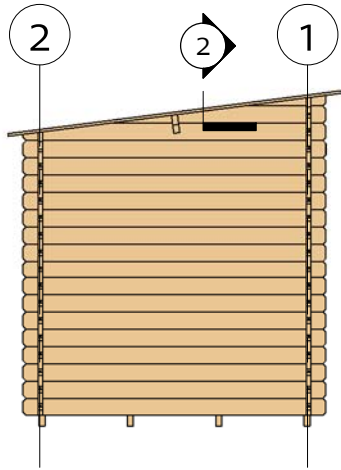
Roof				
Mark	Type	Profile	Count	Length

RFB	Beam 40x120		1	3100
RB	RoofBoard 18x110		30	2220

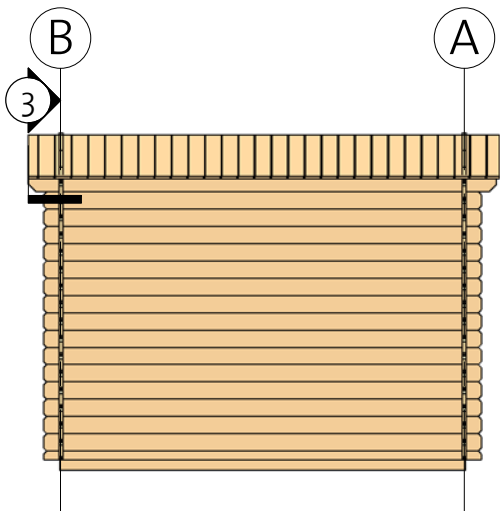
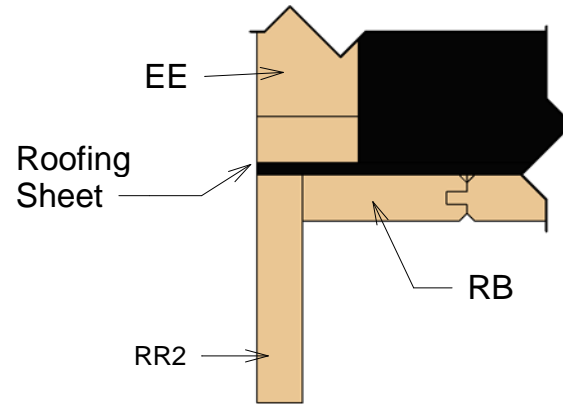


# Annika I 28 (270x180)

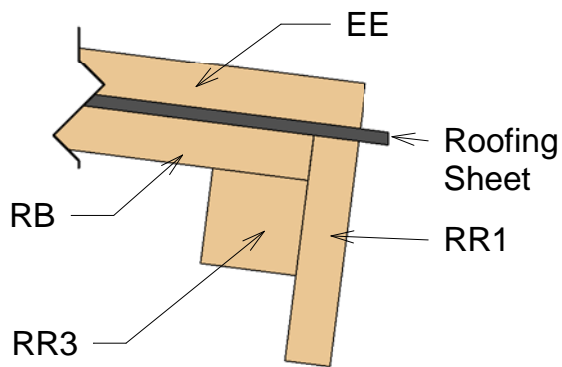
Roof 2



② Fascia



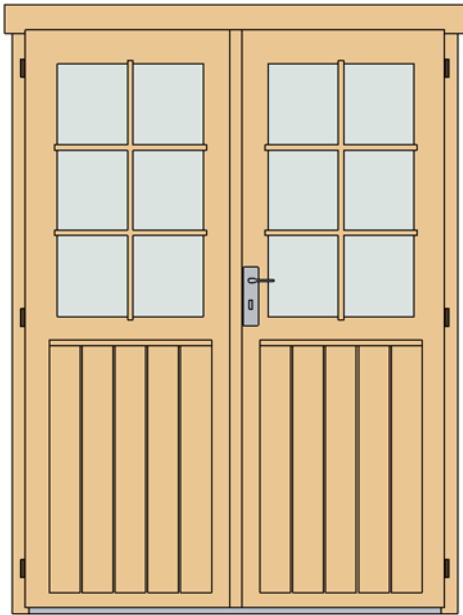
③ Roof Reinforcement



Fascia Schedule				
Mark	Type	Profile	Count	Length
EE	Eave Edging 18x40		2	2260
RR1	Roof reinforcement 18x90		2	3140
RR2	Roof reinforcement 18x90		2	2220
RR3	Roof reinforcement 38x38		2	3100

# Annika I 28 (270x180)

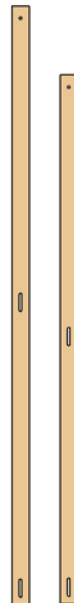
Extras



Door Schedule				
Model	Type	Width	Height	Count
BDD1R	Basic double door 1 right	1425	1955	1
DCB6	Door crossbar 6	--	--	2

Fasteners/Extras		
Name	Comments	Count

Hitblock	300-400 mm	
Bolts	M8 x 60	12
Screws	5,0 x 70	15
Nails	1,4 x 40	20
Screws	6,0 x 140	25
Screws	4,0 x 40	60
Screws	4,0 x 50	295



Windboard		
Type	Count	Length


Windboard 1 18x40	2	1750
Windboard 2 18x40	2	1980

4000002\_190221


# Annika I 28 (270x180)


## List of all items 1

Impregnated foundation beams				
Mark	Type	Profile	Count	Length



IFB	IFB 40x70		4	2690
-----	--------------	---	---	------

Floor Schedule				
Mark	Type	Profile	Count	Length





FB	FB 18x110		25	1740
----	-----------	---	----	------

BB1	BB 20x40		2	1800
BB2	BB 20x40		2	2700

Roof				
Mark	Type	Profile	Count	Length

RFB	Beam 40x120		1	3100
RB	RoofBoard 18x110		30	2220

Fascia Schedule				
Mark	Type	Profile	Count	Length

EE	Eave Edging 18x40		2	2260
RR1	Roof reinforcement 18x90		2	3140
RR2	Roof reinforcement 18x90		2	2220
RR3	Roof reinforcement 38x38		2	3100

# Annika I 28 (270x180)

## List of all items 2

Wall 1			
Mark	Profile	Count	Cut Length

1BL-1	28x57	2	730
1LG-1	28x114	34	730
1TL-1	28x114	1	3100

Wall 2			
Mark	Profile	Count	Cut Length

2BL-1	28x57	1	2900
2LG-1	28x114	15	2900
2TL - 1	28x114	1	3100



Wall A			
Mark	Profile	Count	Cut Length

ALG-1	28x114	1	543
ALG-2	28x114	1	1429
ALG-3	28x114	16	2000
ALG-4	28x114	1	2000

Wall B			
Mark	Profile	Count	Cut Length

BLG-1	28x114	1	543
BLG-2	28x114	1	1429
BLG-3	28x114	16	2000
BLG-4	28x114	1	2000

Log Profiles	
Profile	Profile

28x57	
28x114	
28x114	