

Installation manual

Montageanleitung • Notice de montage • Istruzioni per il montaggio • Manual de montaje • Monteringsanvisning • Installatiegids • Montážní návod • Asennusohje • Installationsmanual • Instrukcja instalacji • Paigaldusjuhend

Log cabin FR44-5340

Blockhaus • Maisonnette en poutres • Casa di travi • Casa de jardin • Anneks • Tuinhuis • Zahradní domek • Timmerstuga • Hirsimökki • Dom z bali • Freesprussmaja

Width 530 x Depth 400 cm

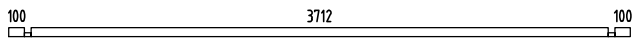
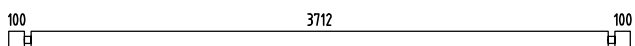














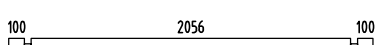
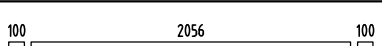
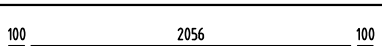
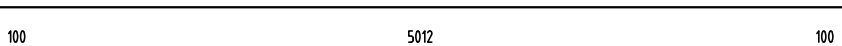

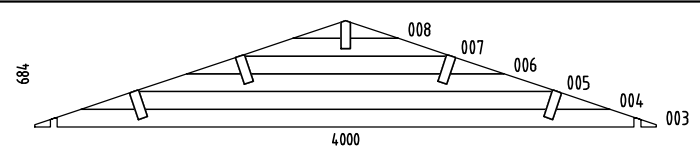
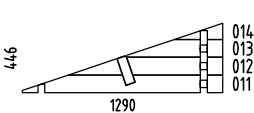
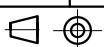
Breite/Tiefe • Largeur/Profondeur • Lunghezza/Profondità • Ancho/Profundidad • Bredde/Dybde • Breedte/Diepte • Šířka/Hloubka • Leveys/Pituus • Bredd/Längd • Szerokość/Głębokość • Laius/pikkus

Log thickness 44 mm

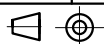
Bohlenstärke • Épaisseur des murs • Spessore delle pareti • Grosor de pared • Tykkelse • Wanddicke • Tloušťka stěny • Seinän paksuus • Väggtjocklek • Grubość ścian • Seinapaksus












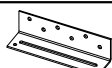
















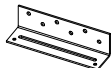



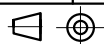
The producer shall have the right to make technical changes to the product • Technische Änderungen vorbehalten • Le producteur réserve le droit d'effectuer des modifications techniques au produit • Il produttore mantiene il diritto di apportare modifiche tecniche al prodotto • Reservado el derecho a modificaciones técnicas • Produsent forbeholder seg retten til å endre tekniske egenskaper ved produktet • Alle rechten en technische wijzigingen voorbehouden • Výrobce si vyhrazuje právo na technické změny výrobku • Valmistaja pidättää oikeuden tehdä tuotteeseen teknisiä muutoksia • Tillverkaren har rätt att utföra tekniska förändringar för produkten • Producent zastrzega sobie prawo do dokonywania zmian technicznych produktu • Tootja jätab endale õiguse muuta toote tehnilisi omadusi





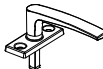
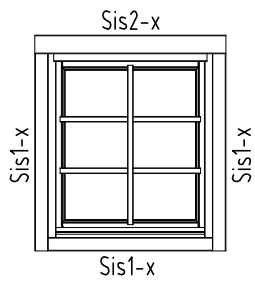

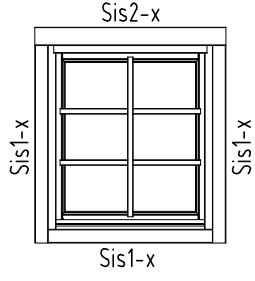

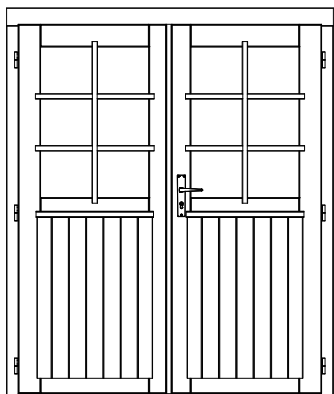

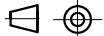
Pos	SPECIFICATION-STÜCKLISTE-NOMENCLATURE-ELEMENTI-ESPECIFICACIÓN FR44-5340	Pcs	Profile (mm)	Length (mm)
001		1	44x57	4000
002		17	44x114	4000
009		1	44x57	1290
010		17	44x114	1290
015		1	44x57	2954
016		7	44x114	2954
017		18	44x114	1032
018		1	44x57	190
019		1	44x114	4000
024		7	44x114	3200
025		18	44x114	475
026		9	44x114	475
027		1	44x114	5300
028a		1	44x120	5600
028b		1	44x120	5600
029		34	44x114	362
030		1	44x114	2344
031		2	44x114	2344
032		1	44x120	2344
033		17	44x114	5300
034		1	44x120	5600
W1-1		1		
W2-1		1		
		Object name FR44-5340		Page 1/4

Pos	SPECIFICATION-STÜCKLISTE-NOMENCLATURE-ELEMENTI-ESPECIFICACIÓN FR44-5340	Pcs	Profile (mm)	Length (mm)
W3-1		1		
AR1	Foundation- Fundament- Fondation- Fondazione- Vigas de cimentación 	2	60x80	5090
AR3	Foundation- Fundament- Fondation- Fondazione- Vigas de cimentación 	11	60x80	3670
AR2	Foundation- Fundament- Fondation- Fondazione- Vigas de cimentación 	4	60x80	450
Pst1	Post- Pfosten- Poteau- Montante- Poste 	1	90x90	1940
Rai3	Railing board- Geländer- Barre de rambarde- Tavola di ringhiera- Tabla de barandilla 	2	70x19	1046
Rai1	Railing board- Geländer- Barre de rambarde- Tavola di ringhiera- Tabla de barandilla 	6	70x19	800
Rai2	Railing board- Geländer- Barre de rambarde- Tavola di ringhiera- Tabla de barandilla 	1	19x70	856
Sla1	Slat- Leiste- Baguette- Listello- Listón 	1	19x45	1620
PR1	Purlin- Dachpfette- Arbalétrier- Arcareccio- Correa 	1	60x200	5600
PR2	Purlin- Dachpfette- Arbalétrier- Arcareccio- Correa 	3	60x200	5600
PR3	Purlin- Dachpfette- Arbalétrier- Arcareccio- Correa 	1	60x200	5600
FB2-1	Floor board- Fussbodenbrett- Madrier du plancher - Tavola pavimento- Tabla de suelo 	30	89x19	5005
FB2-2	Floor board- Fussbodenbrett- Madrier du plancher - Tavola pavimento- Tabla de suelo 	12	89x19	2905
TB1-1	Terrace board- Terrassenbrett- Madrier de terrasse- Tavola terrazzo- Tabla de terraza 	11	95x19	2098
RB2-1	Roof board- Dachbrett- Madrier du toit- Tavola tetto- Tabla de tejado 	126	89x19	2230
Dia-1	Diamond- Deckbrett- Madrier- Tavola di copertura- Rombo 	2	19x140	300
EaE1-1	Eave edging- Dachrandbrett- Madrier en bordure du toit- Tavola bordo tetto- Tabla de valadizo 	4	16x95	2800
FaB3-1	Facia board- Giebelblende- Écran frontal- Schermo frontone- Tabla de facia 	4	16x120	2270
FIB2-1	Floor beading- Fussbodenleiste- Baguette du plancher- Listello pavimento- Listón de suelo 	10	19x19	1940
RE2-1	Roof edge reinforcement- Dachrandleiste- Baguette en bordure du toit- Rinforzo bordo tetto- Refuerzo borde tejado 	2	32x40	2350
RE2-2	Roof edge reinforcement- Dachrandleiste- Baguette en bordure du toit- Rinforzo bordo tetto- Refuerzo borde tejado 	2	32x40	3250
Sis1-1	Side slat- Randleiste- Baguette en bordure- Listón de borde- Listello bordo 	6	19x70	846

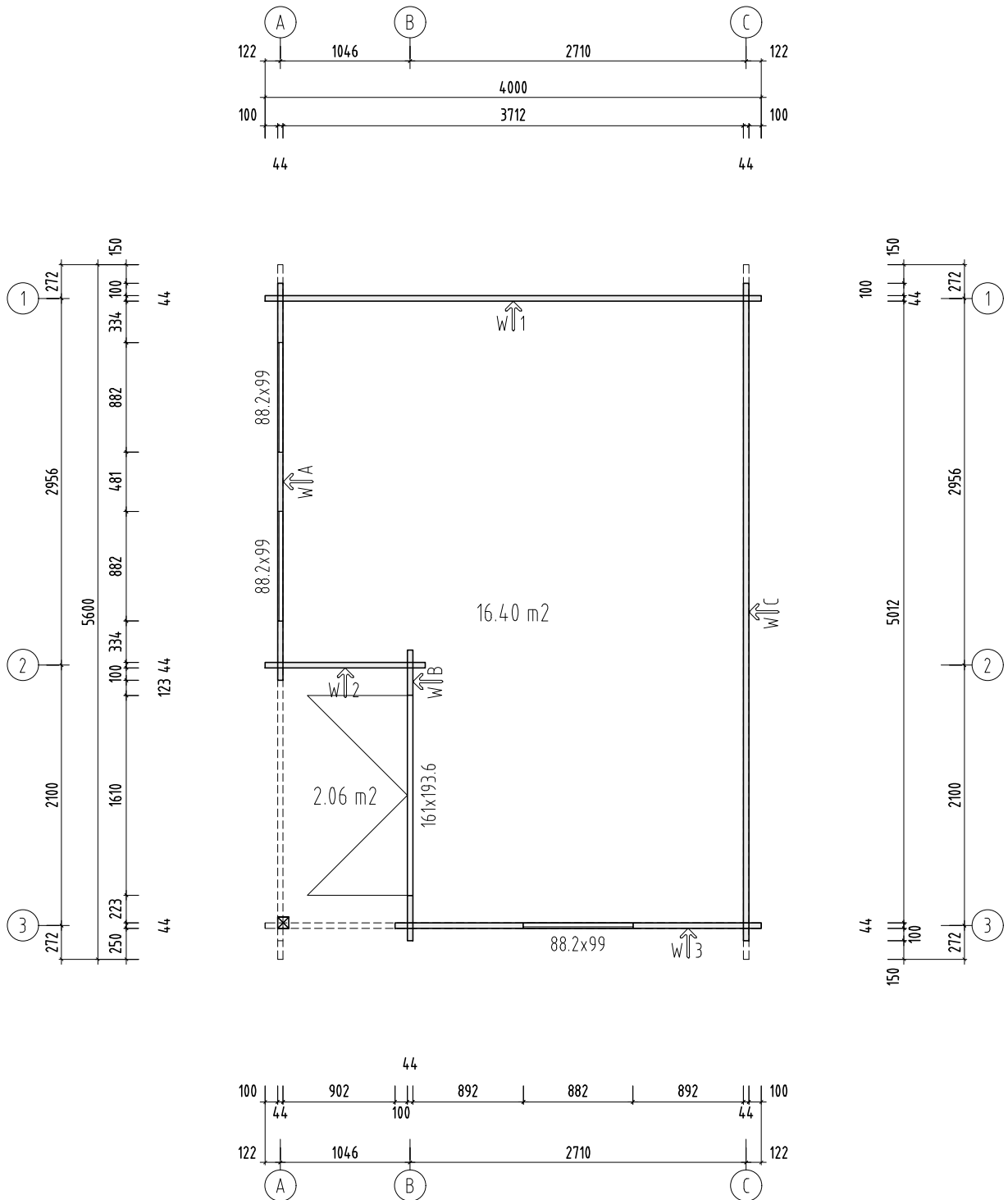


Pos	SPECIFICATION-STÜCKLISTE-NOMENCLATURE-ELEMENTI-ESPECIFICACIÓN FR44-5340	Pcs	Profile (mm)	Length (mm)
Sis1-2	Side slat- Randleiste- Baguette en bordure- Listón de borde- Listello bordo 	12	19x70	1018
Sis2-1	Side slat- Randleiste- Baguette en bordure- Listón de borde- Listello bordo 	6	19x95	986
StB1-1	Storm brace- Sturmleiste- Protection contre le vent- Antivento- Protector contra tormentas 	4	25x45	2000
StB1-2	Storm brace- Sturmleiste- Protection contre le vent- Antivento- Protector contra tormentas 	2	25x45	2250
Fim	-Fixing kit- Befestigungsset- Moyens de fixation- Materiale di fissaggio- Kit de fijación 	1	USE	
QLA16	Adjustment bolt - Senkbolzen - Boulon de réglage - Bullone di regolamento- Perno de ajuste 	1	Pst1	
QPOYP8 x100Zn	Bolt -Schloss-schraube -Boulon- Bullone- Perno- M8x100mm PUP0 	2	Pst1	
QPOYP 8x80Zn	Bolt -Schloss-schraube -Boulon- Bullone- Perno- M8x80mm PUP0 	10	StB1-x	
QULSI 30x35	Cylinder- Zylinderschloss- Serrure a mortaiser- Serratura a cilindro- Bombin- 30.35 	1	TU44-10P	
QLIU KAPal	Door fittings- Türbeschlag- Ferrure- Ferramenta porta- Manilla puerta- QLIUKAPal 	1	TU44-10P	
QRV1 60Zn	Keeper- Schliessblech- Tole- Lamiera- Aldaba de candado- 160Zn 	1	TU44-10P	
QNU35x3 5x130Zn	L-iron- Winkel- Angle -Angolo- Angulo 35x35x130 EM VN353590 	2	Raix+wall	
QNU40x 40x40Zn	L-iron- Winkel- Angle -Angolo- Angulo 40x40x40 	2	Raix+Pst1	
QNA1 4x40Me	Nail- Nagel- Clou- Chiodo- Clavo- 1.4x40mm 	60	FIB2-1	
QNA2 2x50Zn	Nail- Nagel- Clou- Chiodo- Clavo- 2.5x50mm 	500	FB2-x	
QNA3 x70Zn	Nail- Nagel- Clou- Chiodo- Clavo- 3x70mm 	1200	RB2-1	
QMUK K8Zn	Nut- Schraubenmutter- Écrou- Dado- Tuerca- M8mm 	12		
QKRPP3 _5x35Zn	Screw- Schraube- Vis- Vite- Tornillo- 3.5x35mm 	24	Rai1+Rai3	
QKRPP3 _5x40Zn	Screw- Schraube- Vis- Vite- Tornillo- 3.5x40mm 	110	FaB; EaE; RE;...	
QKRPP 3x16Zn	Screw- Schraube- Vis- Vite- Tornillo- 3x16mm 	2		
QKRPP 3x20Zn	Screw- Schraube- Vis- Vite- Tornillo- 3x20mm 	30	A44-78x; TU44-10P	
QKRPP 4_2x6 5HATX	Screw- Schraube- Vis- Vite- Tornillo- 4.2x65mm 	110	TB1-1	
QKRPP4 _5x50Zn	Screw- Schraube- Vis- Vite- Tornillo- 4.5x50mm 	110	 Sisx-x; Rai2	
QKRPP4 _5x70Zn	Screw- Schraube- Vis- Vite- Tornillo- 4.5x70mm 	30	001; 009; 015; 027; 028; 032; 034	
QKRPP 4x16Zn	Screw- Schraube- Vis- Vite- Tornillo- 4x16mm 	32	 	



Pos	SPECIFICATION-STÜCKLISTE-NOMENCLATURE-ELEMENTI-ESPECIFICACIÓN FR44-5340	Pcs	Profile (mm)	Length (mm)
QKRPP 5x90Zn	Screw- Schraube- Vis- Vite- Tornillo- 5x90mm 	4	TU44-10P	
QKRPP6 x120Zn	Screw- Schraube- Vis- Vite- Tornillo- 6x120mm 	60	ARx; PRx	
QSE8 x22Zn	Washer- Dichtscheibe- Joint- Rondella- Arandela- 8x22mm 	12		
QLIA	Window fittings- Fenstergriff- Poigne de la fenêtre- Maniglia finestra- Manilla (ventana) 	3	A44-78x	
A44 -78P	Window - Fenster - Fenetre - Finestra-Ventana 882x990  766x852mm 	1		
A44 -78V	Window - Fenster - Fenetre - Finestra-Ventana 882x990  766x852mm 	2		
TU44 -10P	Door - Tür - Porte - Porta-Puerta 1610x1936  1510x1867mm 	1		
	Object name FR44-5340		Page	4/4

H = 1.500 m
TOTAL: 18.46 m²



Object name
FRR44-5340

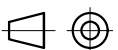
Drawing
Plan H=1.5m

Scale 1:50
Paper A4

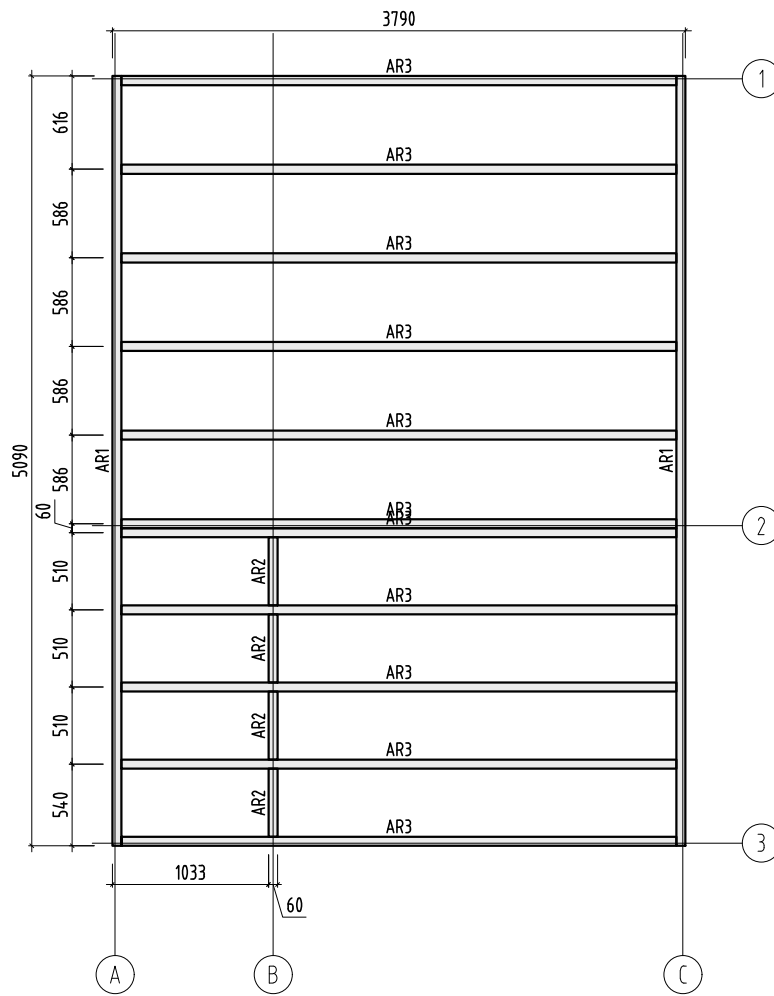
Palmako
LEMEKS GROUP

AS Palmako
Näituse 25, Tartu 50409, Estonia
tel. +372 73 55 530
fax. +372 73 55 544
www.palmako.com

Customer	ST	Log	44x114
Drawn by	350		
Date	30.09.2016	File	Susanna 16.4 m2.dwg



Page 1



Object name
FRR44-5340

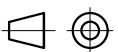
Drawing
Plan

Scale 1:50
Paper A4

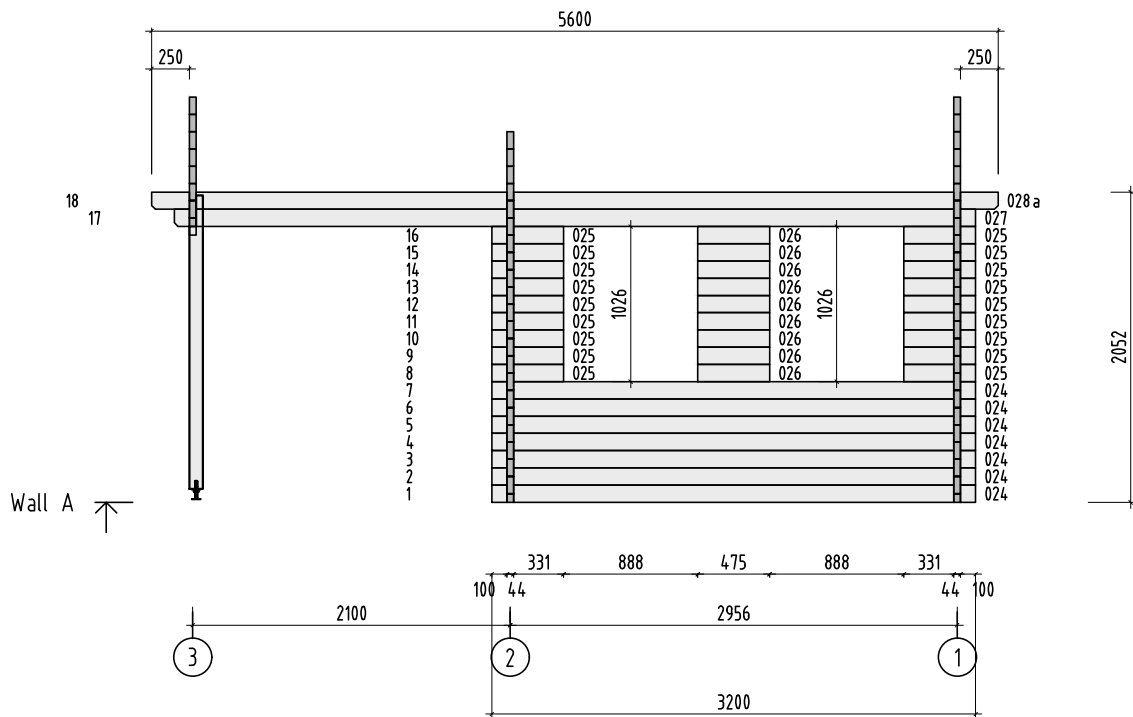
Palmako
LEMEKS GROUP

AS Palmako
Näituse 25, Tartu 50409, Estonia
tel. +372 73 55 530
fax. +372 73 55 544
www.palmako.com

Customer	ST	Log	44x114
Drawn by	350		
Date	30.09.2016	File	Susanna 16.4 m2.dwg



Page 1



Object name
FRR44-5340

Drawing
WALL A

Scale 1:50
Paper A4

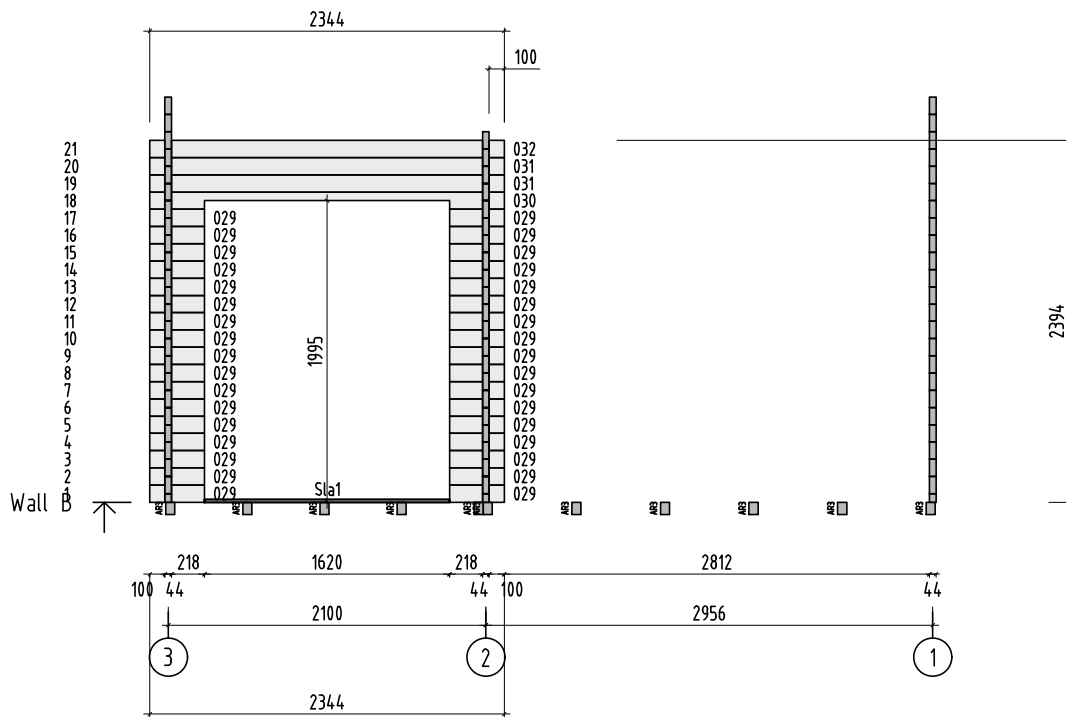
Palmako
LEMEKS GROUP

AS Palmako
Näituse 25, Tartu 50409, Estonia
tel. +372 73 55 530
fax. +372 73 55 544
www.palmako.com

Customer ST
Drawn by 350
Date 30.09.2016

Log 4.4x114
File Susanna 16.4 m2.dwg

Page 2



Object name
FRR44-5340

Drawing
WALL B

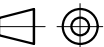
Scale 1:50
Paper A4


Palmako
LEMEKS GROUP


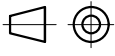
AS Palmako
Näituse 25, Tartu 50409, Estonia
tel. +372 73 55 530
fax. +372 73 55 544
www.palmako.com

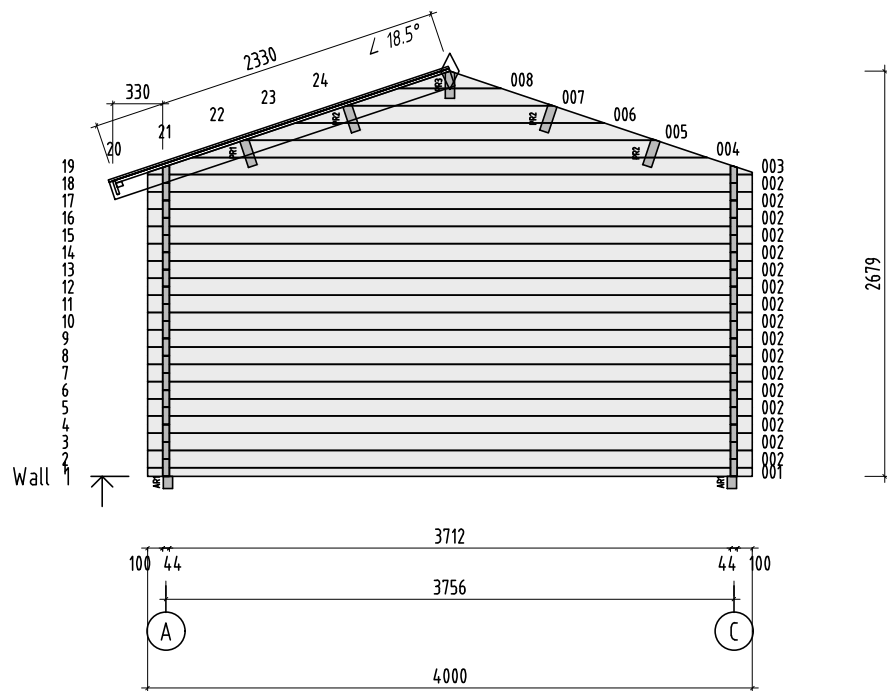
Customer ST
Drawn by 350
Date 30.09.2016

Log 4.4x114
File Susanna 16.4 m2.dwg


Page 3



Object name FRR44-5340	Drawing WALL C		Scale 1:50
			Paper A4
 AS Palmako <small>Näituse 25, Tartu 50409, Estonia tel. +372 73 55 530 fax. +372 73 55 544 www.palmako.com</small>	Customer ST	Log 44x114	
	Drawn by 350		
	Date 30.09.2016	File Susanna 16.4 m2.dwg	Page 4



Object name
FRR44-5340

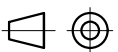
Drawing
WALL 1

Scale 1:50
Paper A4

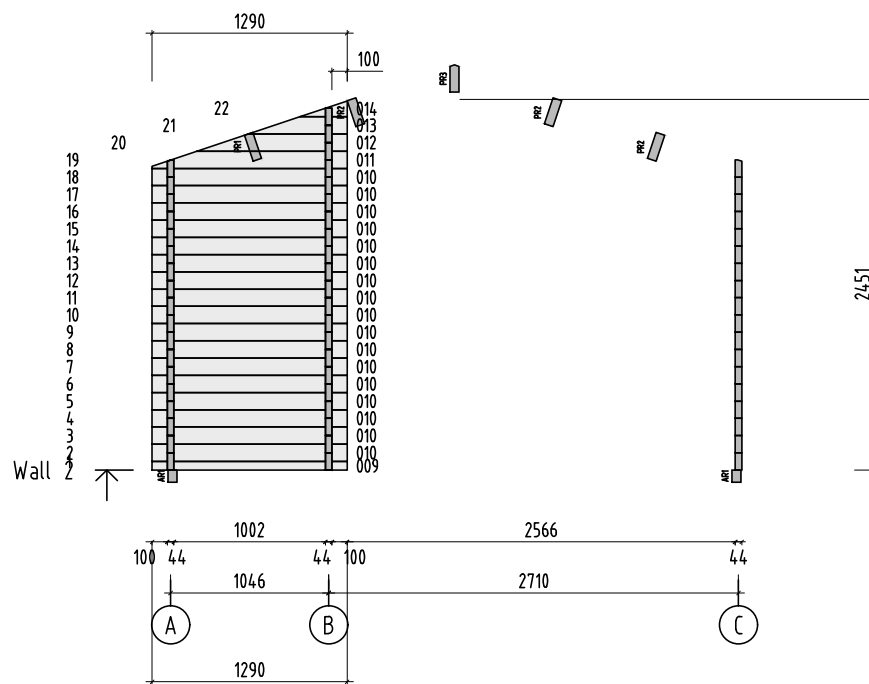
Palmako
LEMEKS GROUP

AS Palmako
Näituse 25, Tartu 50409, Estonia
tel. +372 73 55 530
fax. +372 73 55 544
www.palmako.com

Customer	ST	Log	44x114
Drawn by	350		
Date	30.09.2016	File	Susanna 16.4 m2.dwg



Page 5



Object name
FRR44-5340

Drawing
WALL 2

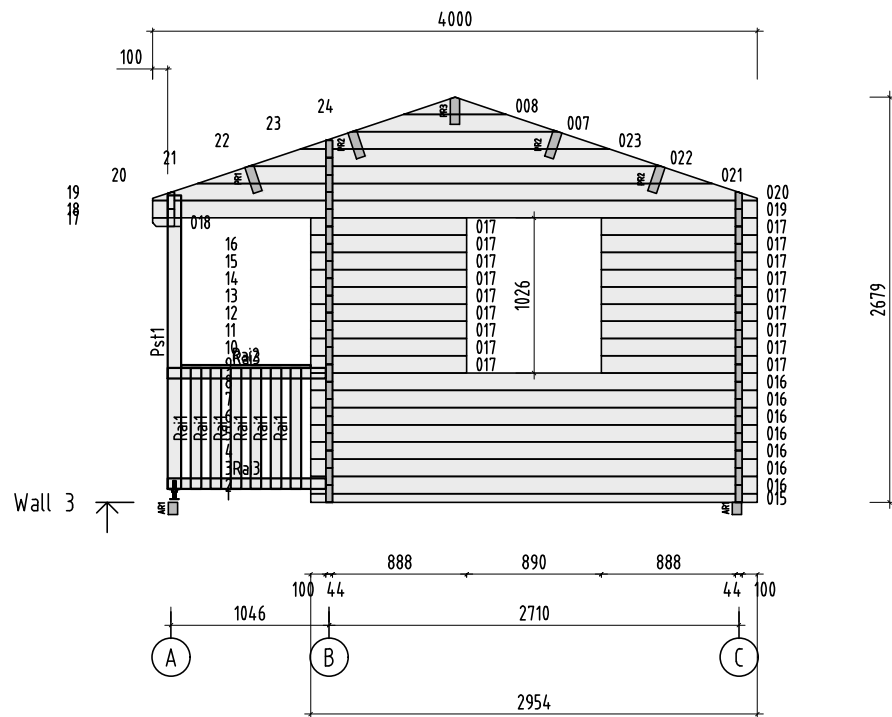
Scale 1:50
Paper A4

Palmako
LEMEKS GROUP

AS Palmako
Näituse 25, Tartu 50409, Estonia
tel. +372 73 55 530
fax. +372 73 55 544
www.palmako.com

Customer	ST	Log	44x114
Drawn by	350		
Date	30.09.2016	File	Susanna 16.4 m2.dwg

Page 6



Object name
FRR44-5340

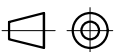
Drawing
WALL 3

Scale 1:50
Paper A4

Palmako
LEMEKS GROUP

AS Palmako
Näituse 25, Tartu 50409, Estonia
tel. +372 73 55 530
fax. +372 73 55 544
www.palmako.com

Customer	ST	Log	4.4x114
Drawn by	350		
Date	30.09.2016	File	Susanna 16.4 m2.dwg

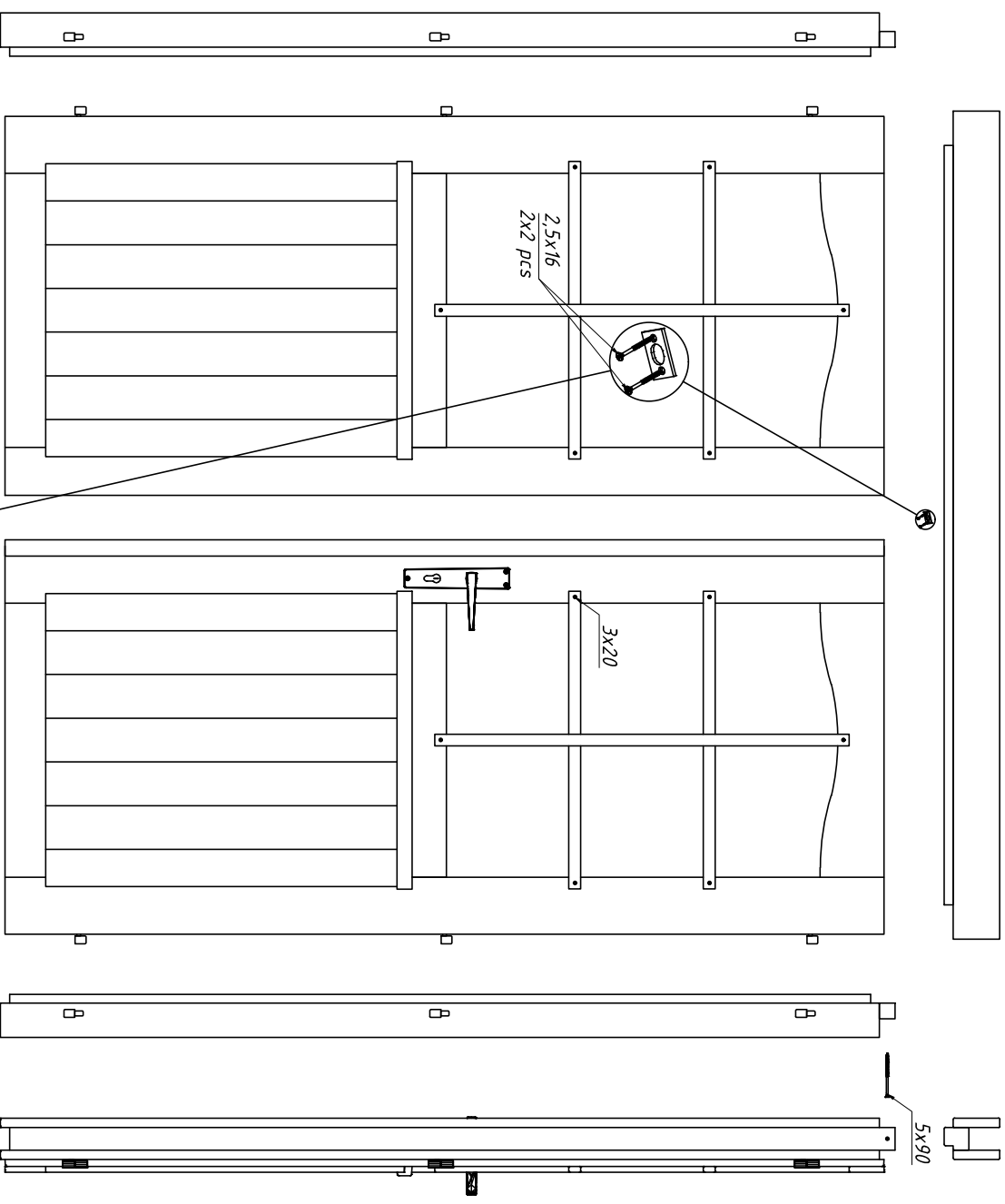


Page 7

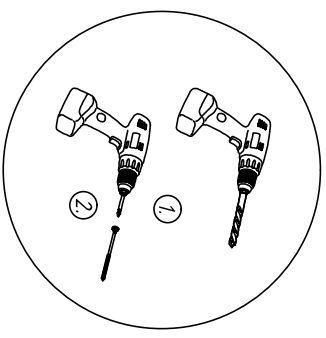
28x4.5
*

4.5x70

5x90



5x90



- * The specification may vary depending on the specific model.
- * Die Spezifikation können je nach Modell unterschiedlich sein.
- * Les spécifications peuvent varier selon le modèle spécifique.
- * Dependiendo del modelo, la especificación puede cambiar.
- * Le specifiche possono variare a seconda del modello.
- * Tekniset tiedot voivat vaihdella mallista riippuen.
- * Spezifikationen kan variera beroende på den specifika modellen.

5x90

5x90