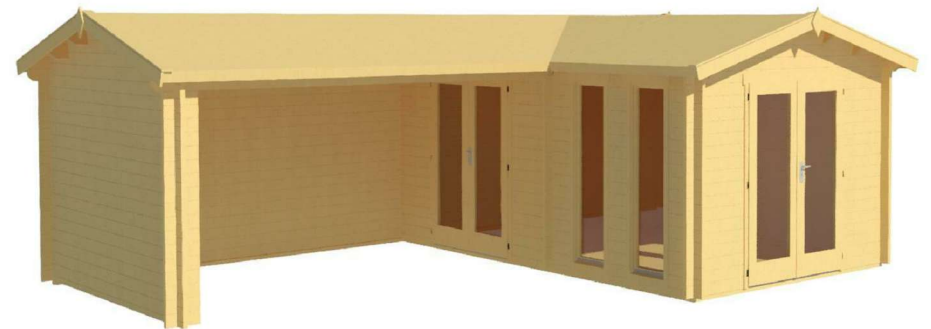
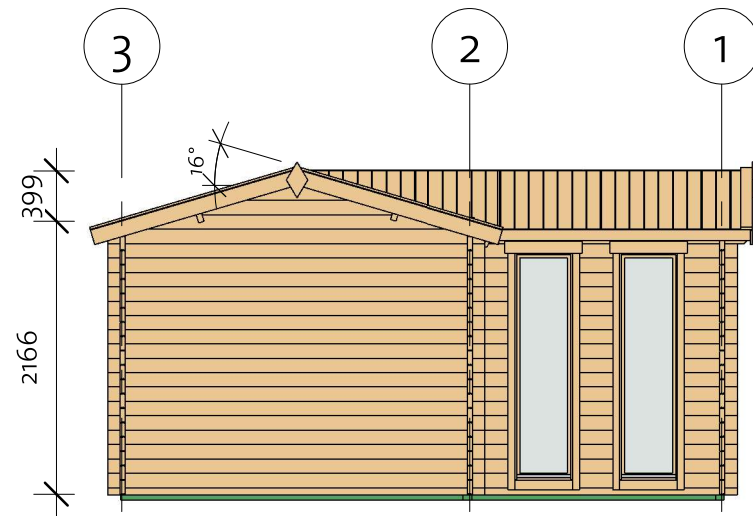
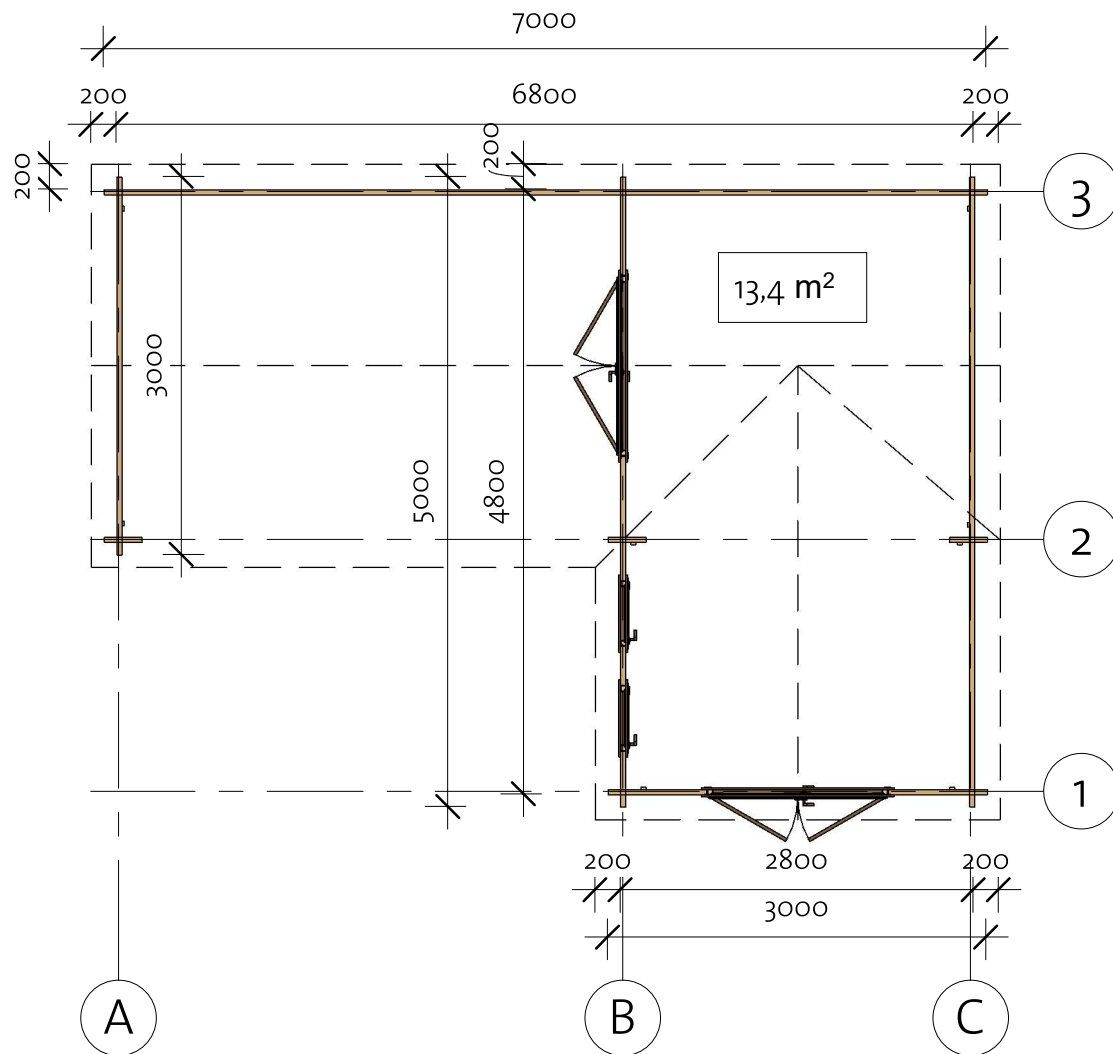
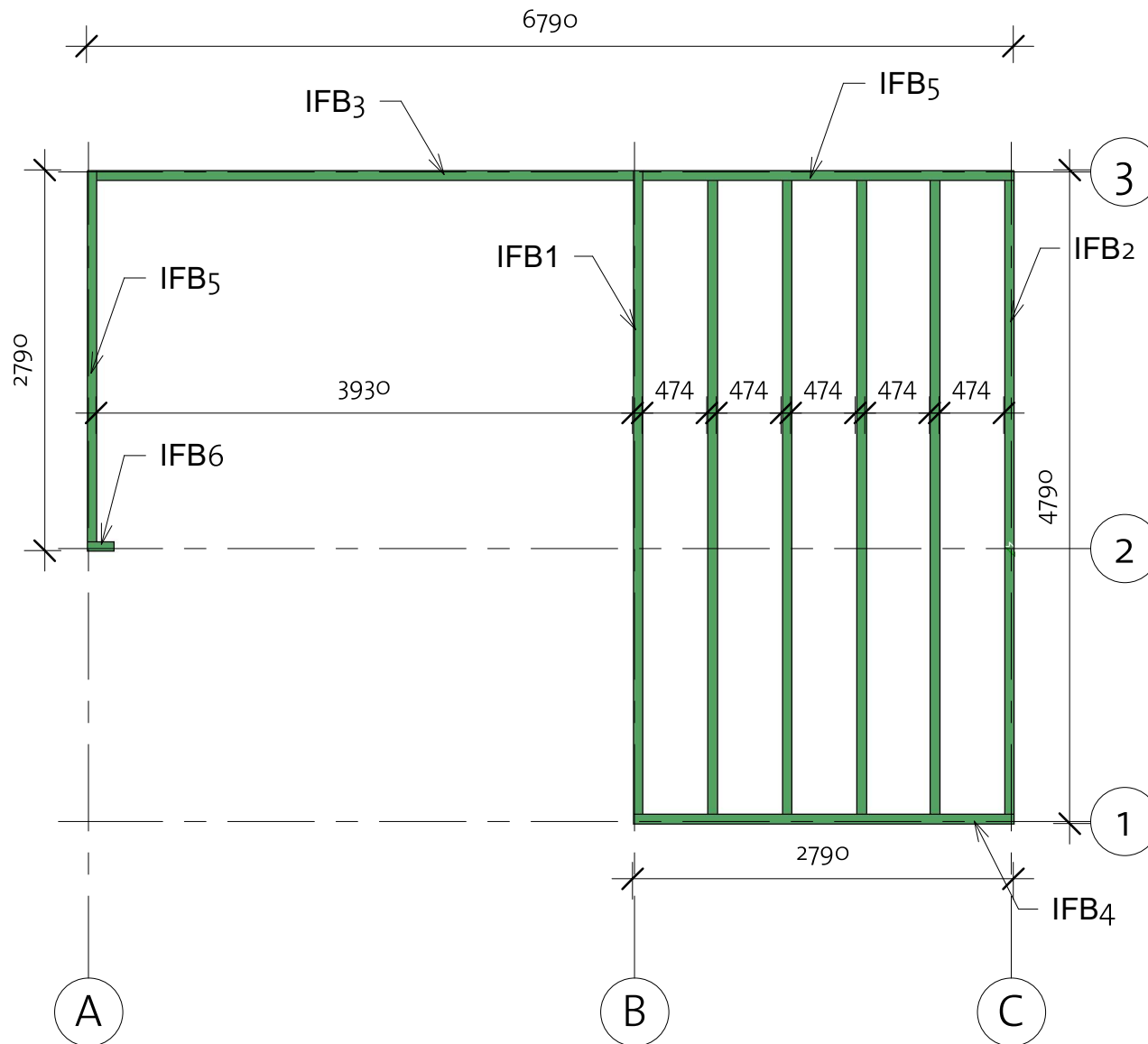



Parakenings 40 (680x480)



Parakenings 40 (680x480)

Foundation

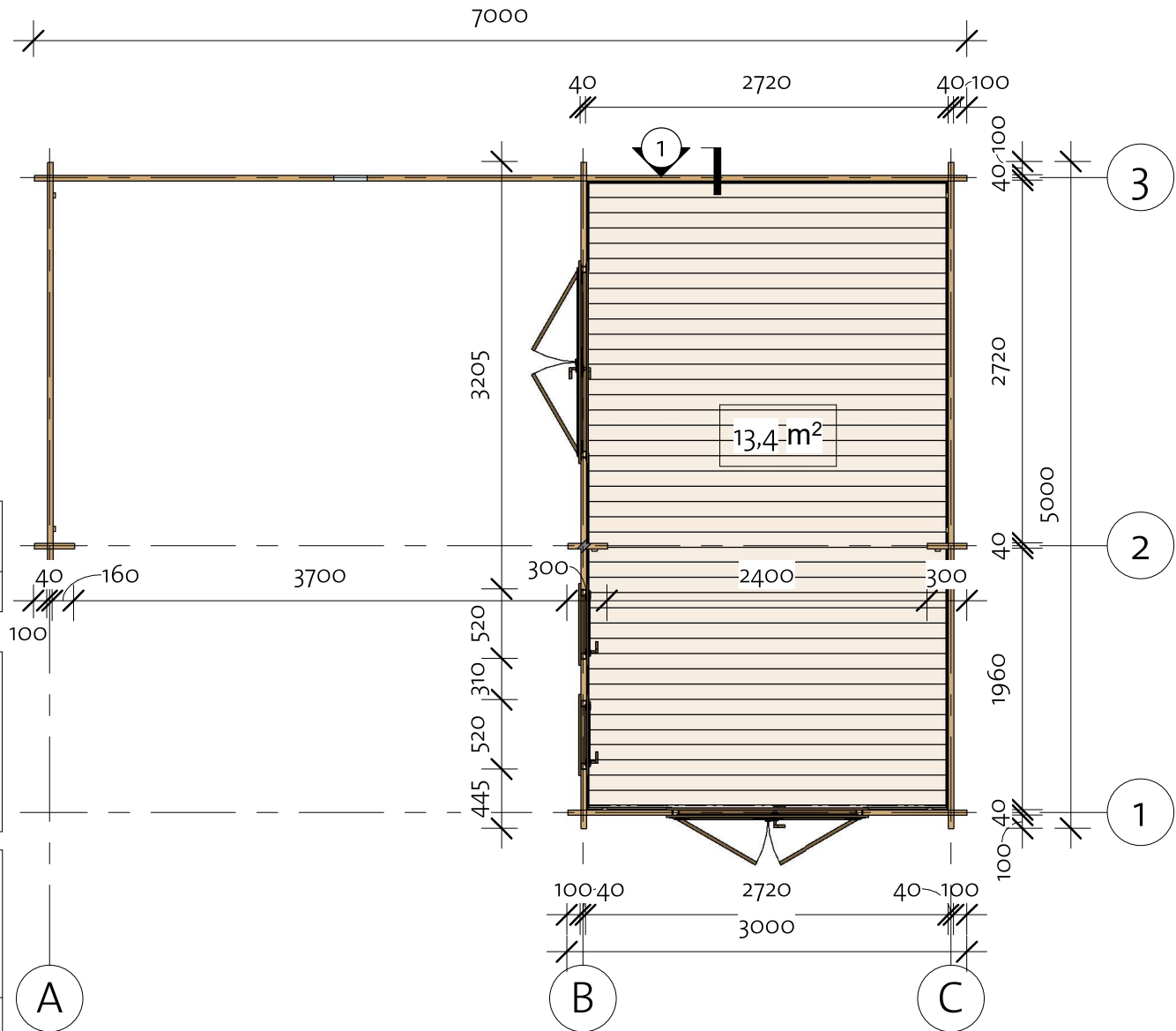
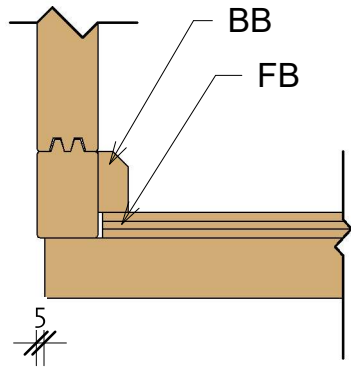


| Impregnated foundation beams | | | | |
|------------------------------|-----------|---|-------|--------|
| Mark | Type | Profile | Count | Length |
| IFB1 | IFB 70x40 |  | 1 | 4720 |
| IFB2 | IFB 70x40 | | 5 | 4650 |
| IFB3 | IFB 70x40 | | 1 | 3930 |
| IFB4 | IFB 70x40 | | 1 | 2790 |
| IFB5 | IFB 70x40 | | 2 | 2720 |
| IFB6 | IFB 70x40 | | 1 | 195 |



Parakenings 40 (680x480)

Floor Plan

① Baseboard



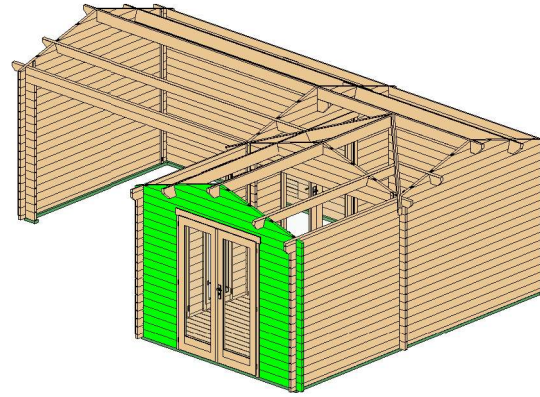
Floor Schedule

| Mark | Type | Profile | Count | Length |
|------|-----------|---|-------|--------|
| FB | FB 17x114 |  | 42 | 2714 |
| BB1 | BB 20x40 |  | 2 | 2800 |
| BB2 | BB 20x40 | | 2 | 5000 |

200420

Parakenings 40 (680x480)

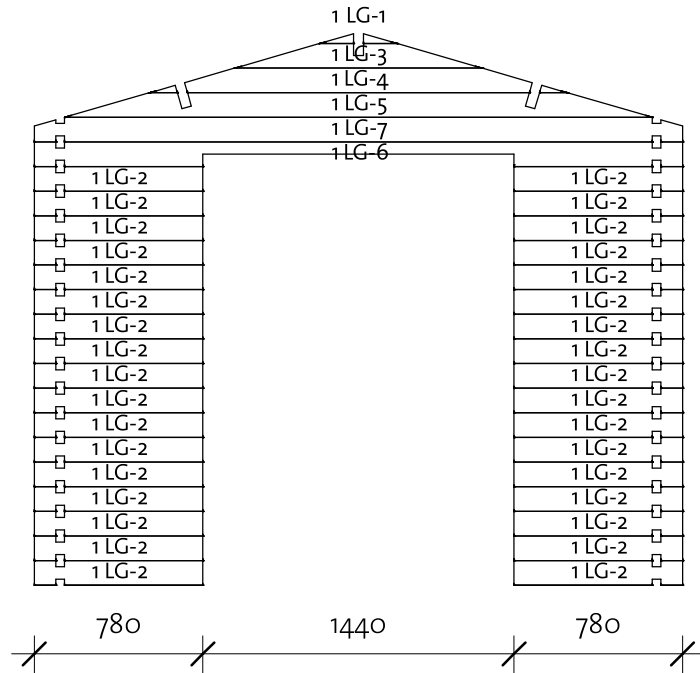
Wall 1



| Wall 1 | | | |
|--------|---------|-------|------------|
| Mark | Profile | Count | Cut Length |

| | | | |
|---------|--------|----|------|
| 1LG-1 * | 40x51 | 1 | 360 |
| 1LG-2 | 40x114 | 34 | 780 |
| 1LG-3 * | 40x114 | 1 | 1142 |
| 1LG-4 * | 40x114 | 1 | 1930 |
| 1LG-5 * | 40x114 | 1 | 2719 |
| 1LG-6 | 40x114 | 1 | 3000 |
| 1LG-7 * | 40x114 | 1 | 3000 |

* Gable - delivered premounted



| Log Profile Wall 1 | |
|--------------------|---------|
| Profile | Profile |



| | |
|--------|--|
| 40x51 | |
| 40x114 | |


Parakenings 40 (680x480)

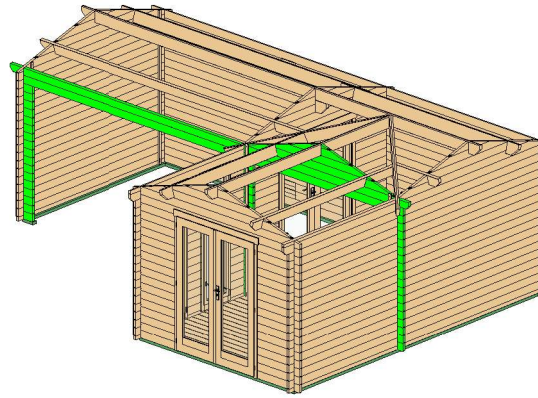
Wall 2

| Log Profile Wall 2 | |
|--------------------|---------|
| Profile | Profile |

| Log Profile Wall 2 | |
|--------------------|---------|
| Profile | Profile |

| | |
|--------|---|
| 40X51 |  |
| 40X114 |  |

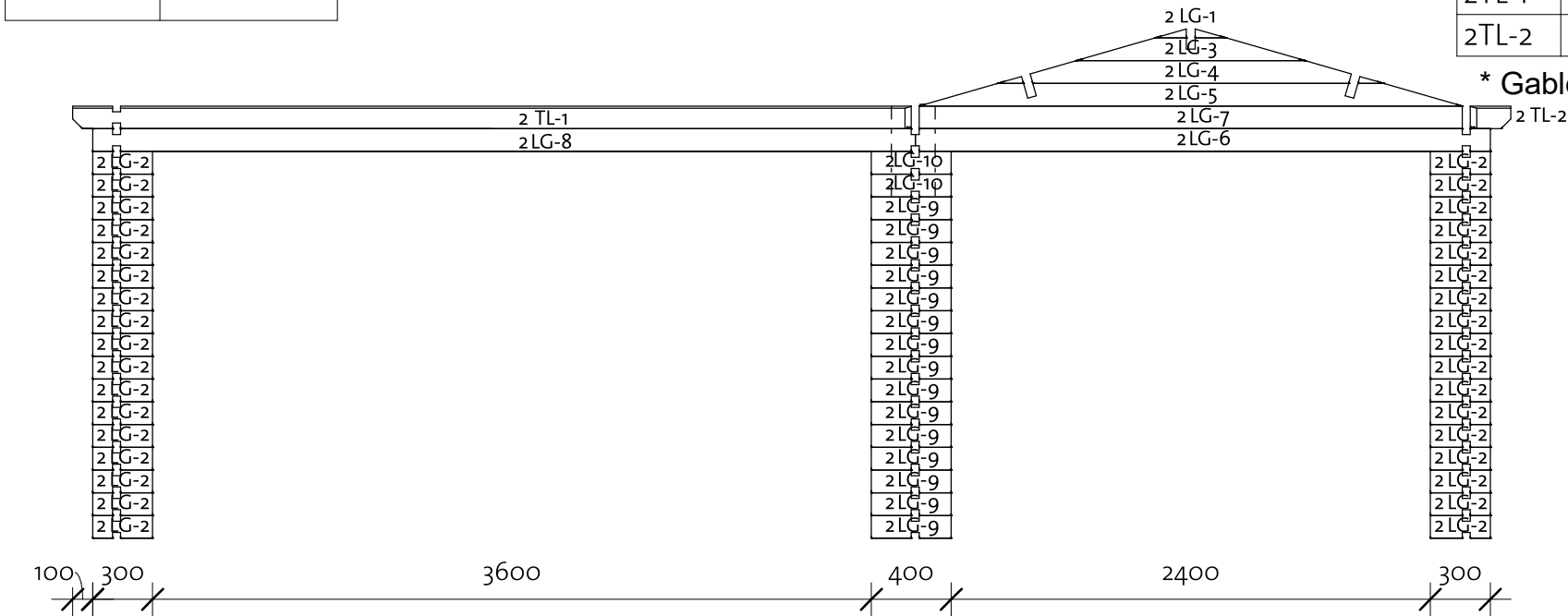
| | |
|--------|---|
| 40X114 |  |
|--------|---|



| Wall 2 | | | |
|--------|---------|-------|------------|
| Mark | Profile | Count | Cut Length |

| | | | |
|---------|--------|----|------|
| 2LG-1 * | 40X51 | 1 | 360 |
| 2LG-2 | 40X114 | 34 | 300 |
| 2LG-3 * | 40X114 | 1 | 1142 |
| 2LG-4 * | 40X114 | 1 | 1930 |
| 2LG-5 * | 40X114 | 1 | 2719 |
| 2LG-6 | 40X114 | 1 | 2880 |
| 2LG-7 * | 40X114 | 1 | 2720 |
| 2LG-8 | 40X114 | 1 | 4120 |
| 2LG-9 | 40X114 | 15 | 400 |
| 2LG-10 | 40X114 | 2 | 400 |
| 2TL-1 | 40X114 | 1 | 4200 |
| 2TL-2 | 40X114 | 1 | 203 |

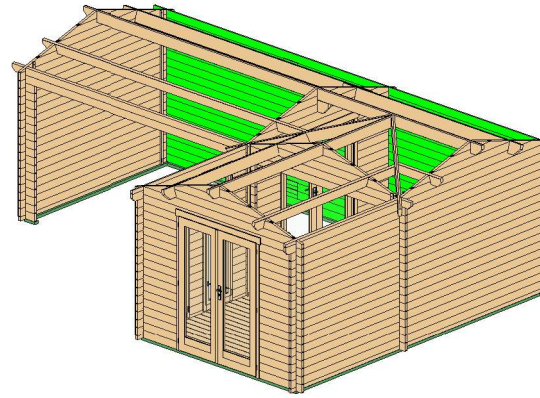
* Gable - delivered premounted



200413


Parakenings 40 (680x480)

Wall 3



| Wall 3 | | | |
|--------|---------|-------|------------|
| Mark | Profile | Count | Cut Length |

| | | | |
|-------|--------|----|------|
| 3LG-1 | 40X114 | 12 | 2880 |
| 3LG-2 | 40X114 | 7 | 4120 |
| 3LG-3 | 40X114 | 6 | 4750 |
| 3LG-4 | 40X114 | 6 | 2500 |
| 3LG-5 | 40X114 | 5 | 4120 |
| 3TL-1 | 40X114 | 1 | 2983 |
| 3TL-2 | 40X114 | 1 | 4220 |

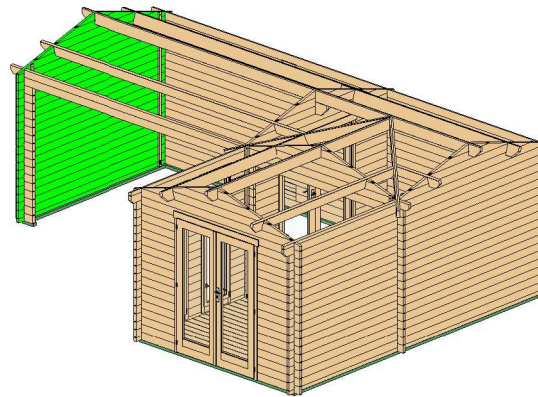


| Log Profile Wall 3 | |
|--------------------|---------|
| Profile | Profile |

| | |
|--------|--|
| 40X114 | |
| 40X114 | |

Parakenings 40 (680x480)

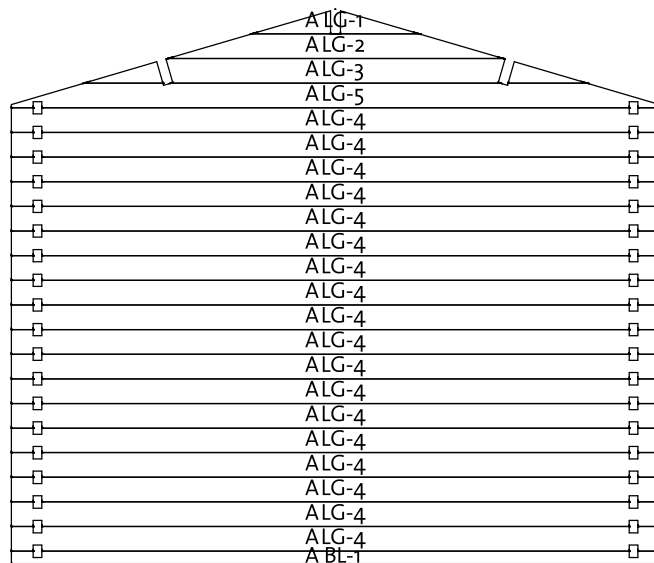
Wall A





| Wall A | | | |
|--------|---------|-------|------------|
| Mark | Profile | Count | Cut Length |

| | | | |
|--------|--------|----|------|
| ABL-1 | 40x57 | 1 | 3000 |
| ALG-1* | 40x114 | 1 | 779 |
| ALG-2* | 40x114 | 1 | 1556 |
| ALG-3* | 40x114 | 1 | 2332 |
| ALG-4 | 40x114 | 18 | 3000 |
| ALG-5* | 40x114 | 1 | 3000 |

* Gable - delivered premounted





| Log Profile Wall A | |
|--------------------|---------|
| Profile | Profile |

| | |
|--------|---|
| 40x57 |  |
| 40x114 |  |


Parakenings 40 (680x480)

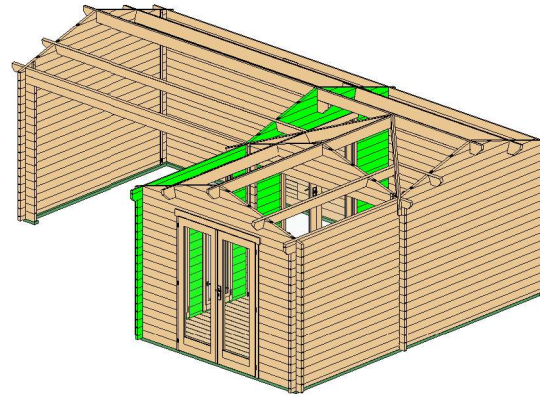
Wall B

| Log Profile Wall B | |
|--------------------|---------|
| Profile | Profile |

| | |
|-------|---|
| 40x57 |  |
| 40x57 |  |

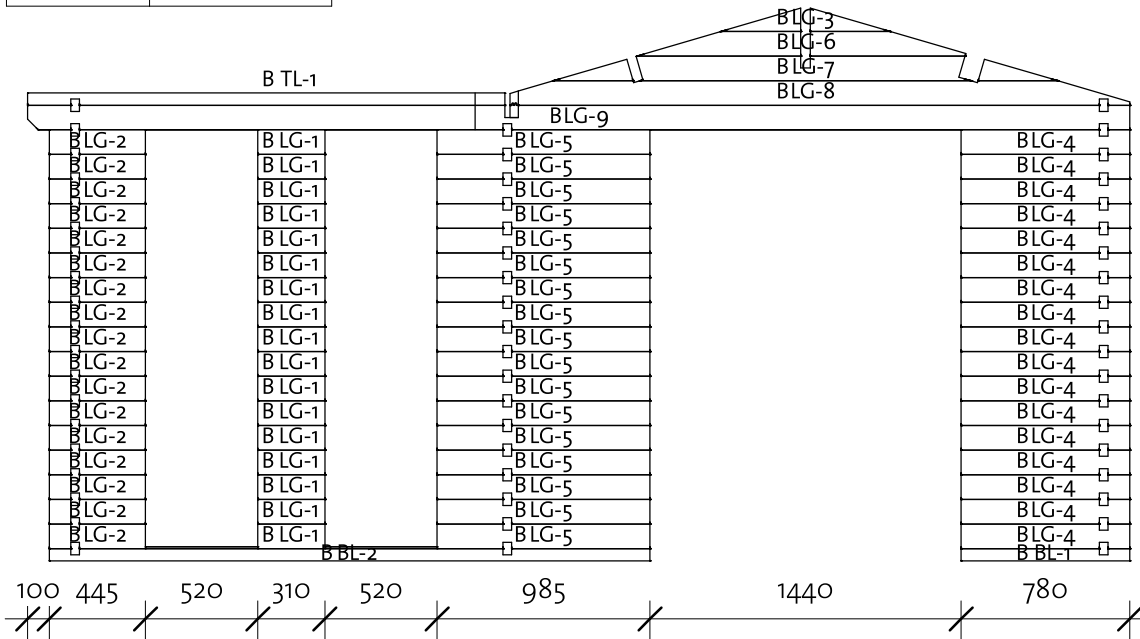
| Log Profile Wall B | |
|--------------------|---------|
| Profile | Profile |

| | |
|--------|---|
| 40x114 |  |
|--------|---|



| Wall B | | | |
|--------|---------|-------|------------|
| Mark | Profile | Count | Cut Length |

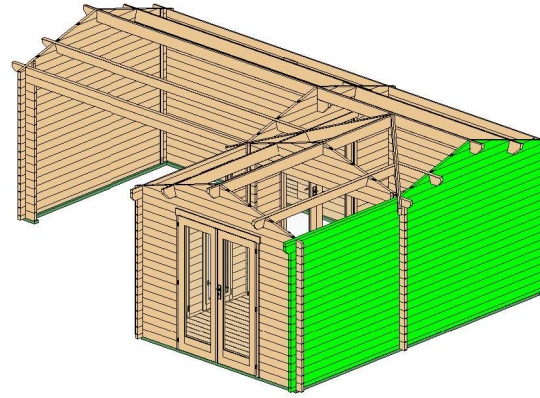
| | | | |
|---------|--------|----|------|
| BBL-1 | 40x57 | 1 | 780 |
| BBL-2 | 40x57 | 1 | 2780 |
| BLG-1 | 40x114 | 17 | 310 |
| BLG-2 | 40x114 | 17 | 445 |
| BLG-3 * | 40x114 | 1 | 779 |
| BLG-4 | 40x114 | 17 | 780 |
| BLG-5 | 40x114 | 17 | 985 |
| BLG-6 * | 40x114 | 1 | 1519 |
| BLG-7 * | 40x114 | 1 | 2332 |
| BLG-8 * | 40x114 | 1 | 2868 |
| BLG-9 | 40x114 | 1 | 5100 |
| BTL-1 | 40x57 | 1 | 2208 |



* Gable - delivered premounted

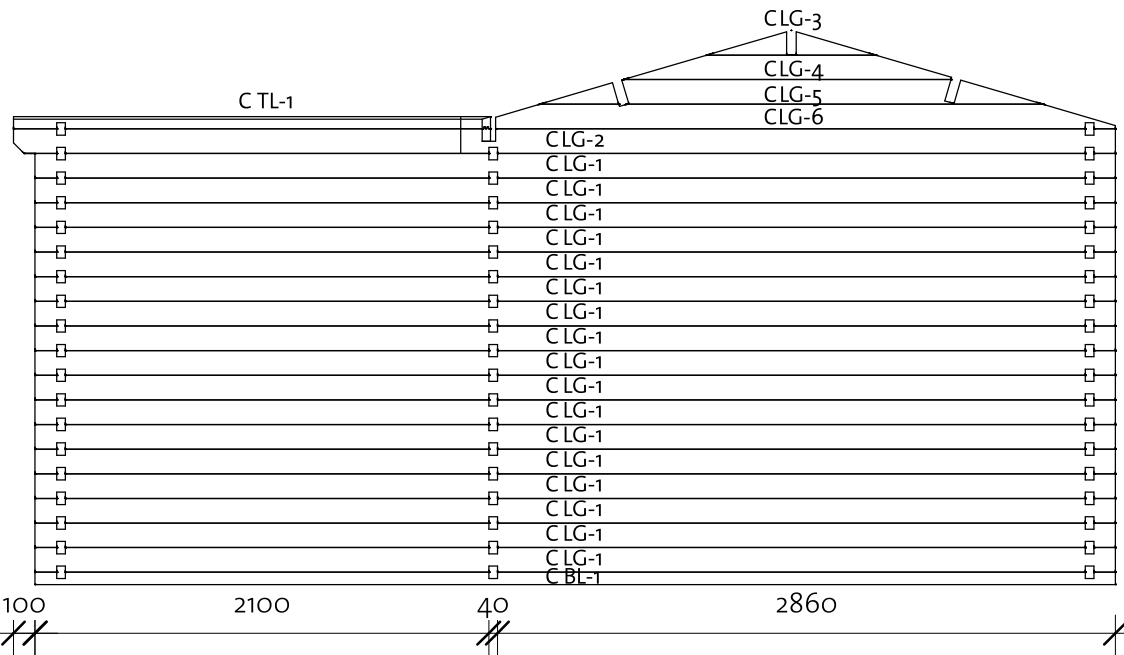
Parakenings 40 (680x480)

Wall C






| Wall C | | | |
|--------|---------|-------|------------|
| Mark | Profile | Count | Cut Length |
| CBL-1 | 40x57 | 1 | 5000 |
| CLG-1 | 40x114 | 17 | 5000 |
| CLG-2 | 40x114 | 1 | 5100 |
| CLG-3* | 40x114 | 1 | 779 |
| CLG-4* | 40x114 | 1 | 1519 |
| CLG-5* | 40x114 | 1 | 2332 |
| CLG-6* | 40x114 | 1 | 2868 |
| CTL-1 | 40x57 | 1 | 2208 |

* Gable - delivered premounted



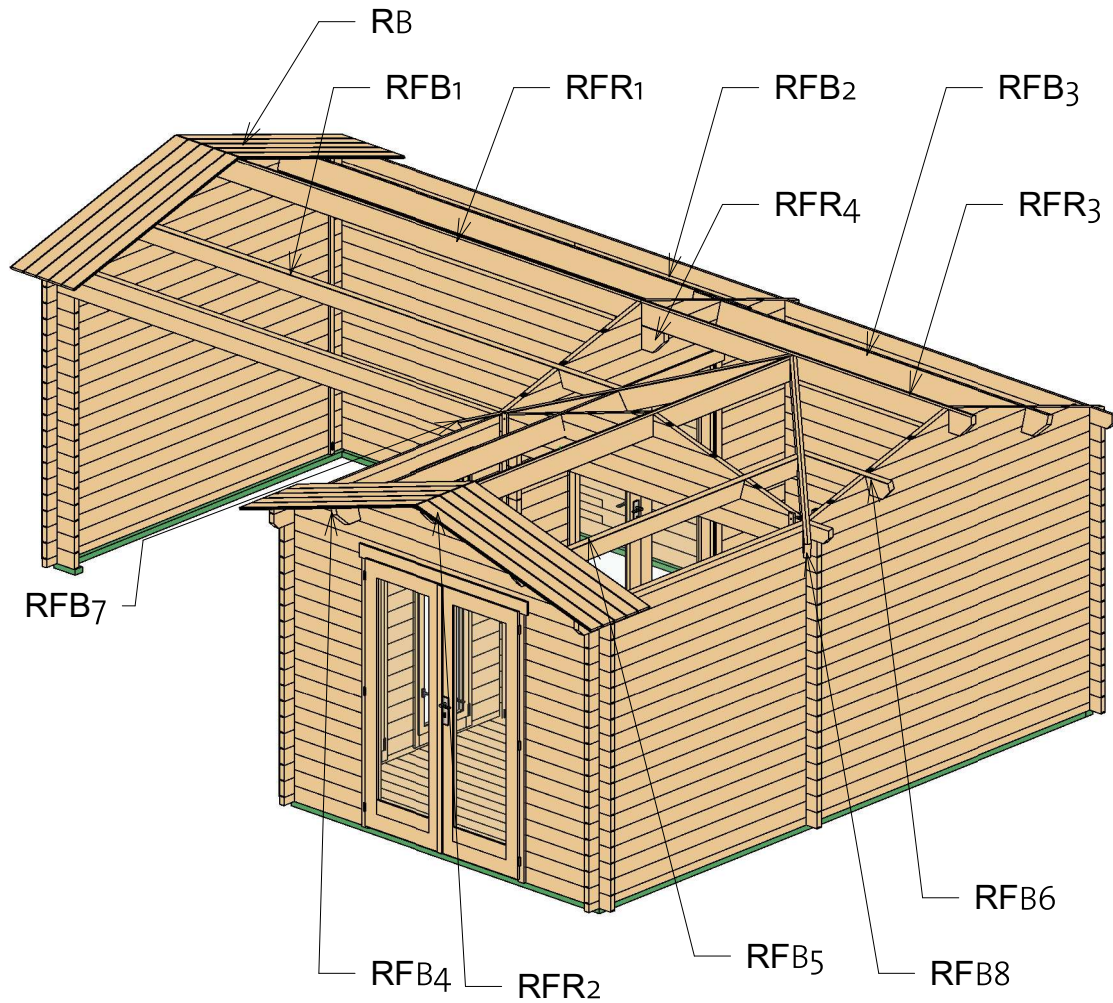
Log Profile Wall C

Profile Profile

| | |
|--------|---|
| 40x57 |  |
| 40x57 |  |
| 40x114 |  |

Parakenings 40 (680x480)

Roof 1

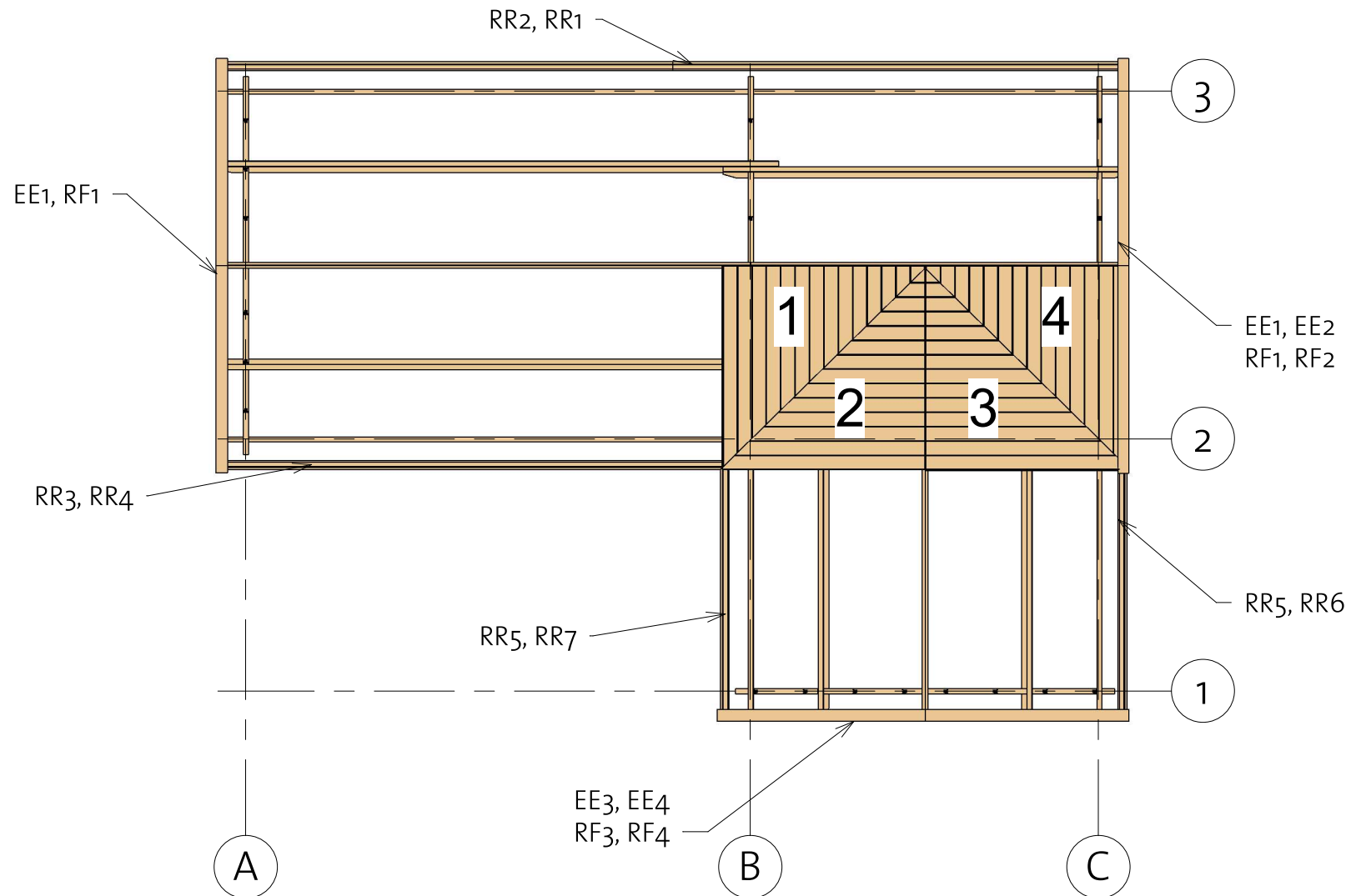


| Roof | | | | |
|------|-----------------|---------|-------|------------|
| Mark | Type | Profile | Count | Cut Length |
| RFB1 | Beam 45x155 | | 1 | 4837 |
| RFB2 | Beam 45x170 | | 1 | 4440 |
| RFB3 | Beam 45x170 | | 1 | 3203 |
| RFB4 | Beam 45x155 | | 1 | 2796 |
| RFB5 | Beam 45x155 | | 1 | 2796 |
| RFB6 | Beam 45x155 | | 1 | 840 |
| RFB7 | 45x160 | | 1 | 2254 |
| RFB8 | 45x160 | | 1 | 2254 |
| RFR1 | Ridge 45x170 | | 1 | 4220 |
| RFR2 | Ridge 45x165 | | 1 | 3547 |
| RFR3 | Ridge 45x170 | | 1 | 2983 |
| RFR4 | Ridge 45x170 | | 1 | 440 |

Parakenings 40 (680x480)

Roof 2


① Plan for mounting roofboards



Parakenings 40 (680x480)

Roof 3

| Roof Boards | | | | |
|-------------|------|---------|-------|--------|
| Mark | Type | Profile | Count | Length |

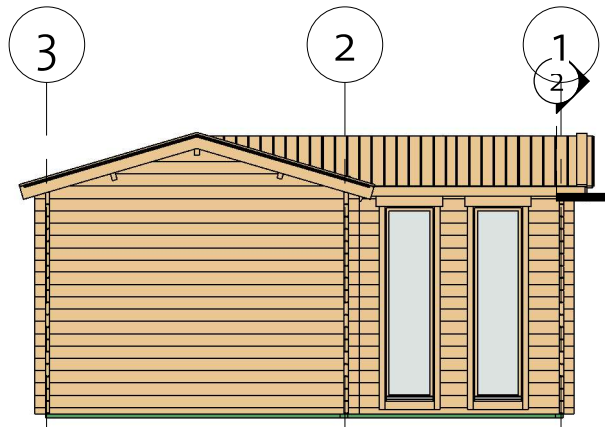
| | | | | |
|------|--------|---|-----|------|
| RB1 | 17x114 |  | 102 | 1662 |
| RB2 | 17x114 | | 19 | 1664 |
| RB3 | 17x114 | | 19 | 1639 |
| RB4 | 17x114 | | 1 | 1659 |
| RB5 | 17x114 | | 1 | 1553 |
| RB6 | 17x114 | | 1 | 1436 |
| RB7 | 17x114 | | 1 | 1319 |
| RB8 | 17x114 | | 1 | 1202 |
| RB9 | 17x114 | | 1 | 1085 |
| RB10 | 17x114 | | 1 | 968 |
| RB11 | 17x114 | | 1 | 851 |
| RB12 | 17x114 | | 1 | 735 |
| RB13 | 17x114 | | 1 | 618 |
| RB14 | 17x114 | | 1 | 501 |
| RB15 | 17x114 | | 1 | 384 |
| RB16 | 17x114 | | 1 | 267 |
| RB17 | 17x114 | | 1 | 148 |
| RB18 | 17x114 | | 1 | 1664 |
| RB19 | 17x114 | | 1 | 1568 |
| RB20 | 17x114 | | 1 | 1448 |
| RB21 | 17x114 | | 1 | 1327 |

| Roof Boards | | | | |
|-------------|------|---------|-------|--------|
| Mark | Type | Profile | Count | Length |

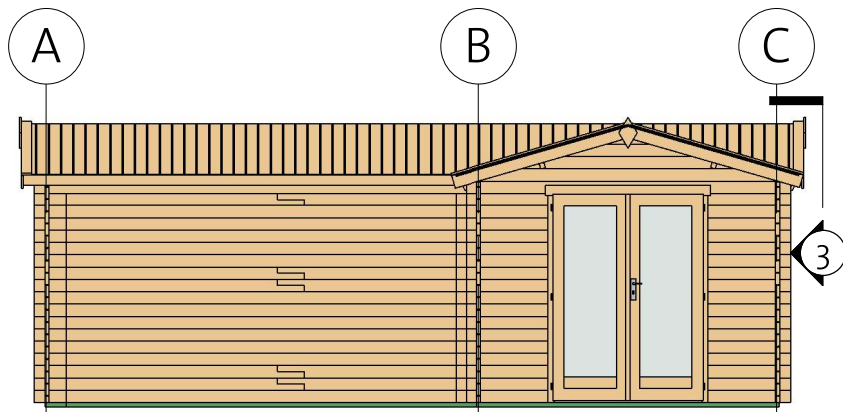
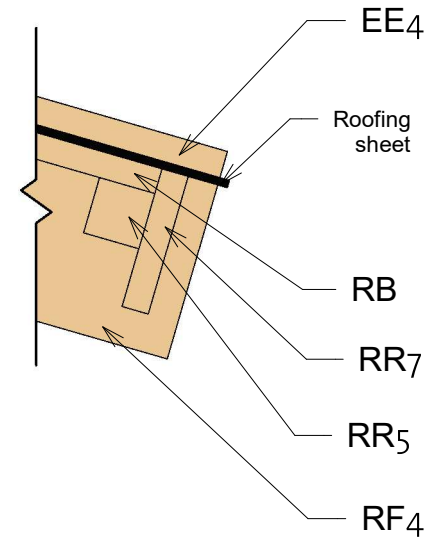
| | | | | |
|------|--------|--|---|------|
| RB22 | 17x114 | | 1 | 1207 |
| RB23 | 17x114 | | 1 | 1086 |
| RB24 | 17x114 | | 1 | 966 |
| RB25 | 17x114 | | 1 | 845 |
| RB26 | 17x114 | | 1 | 724 |
| RB27 | 17x114 | | 1 | 604 |
| RB28 | 17x114 | | 1 | 483 |
| RB29 | 17x114 | | 1 | 363 |
| RB30 | 17x114 | | 1 | 242 |
| RB31 | 17x114 | | 1 | 122 |
| RB32 | 17x114 | | 1 | 1639 |
| RB33 | 17x114 | | 1 | 1576 |
| RB34 | 17x114 | | 1 | 1455 |
| RB35 | 17x114 | | 1 | 1335 |
| RB36 | 17x114 | | 1 | 1214 |
| RB37 | 17x114 | | 1 | 1094 |
| RB38 | 17x114 | | 1 | 973 |
| RB39 | 17x114 | | 1 | 853 |
| RB40 | 17x114 | | 1 | 732 |
| RB41 | 17x114 | | 1 | 612 |
| RB42 | 17x114 | | 1 | 491 |
| RB43 | 17x114 | | 1 | 371 |
| RB44 | 17x114 | | 1 | 250 |
| RB45 | 17x114 | | 1 | 129 |
| RB46 | 17x114 | | 1 | 1662 |
| RB47 | 17x114 | | 1 | 1545 |
| RB48 | 17x114 | | 1 | 1428 |
| RB49 | 17x114 | | 1 | 1311 |
| RB50 | 17x114 | | 1 | 1194 |
| RB51 | 17x114 | | 1 | 1078 |
| RB52 | 17x114 | | 1 | 961 |
| RB53 | 17x114 | | 1 | 844 |
| RB54 | 17x114 | | 1 | 727 |
| RB55 | 17x114 | | 1 | 610 |
| RB56 | 17x114 | | 1 | 493 |
| RB57 | 17x114 | | 1 | 376 |
| RB58 | 17x114 | | 1 | 259 |
| RB59 | 17x114 | | 1 | 142 |

Parakenings 40 (680x480)

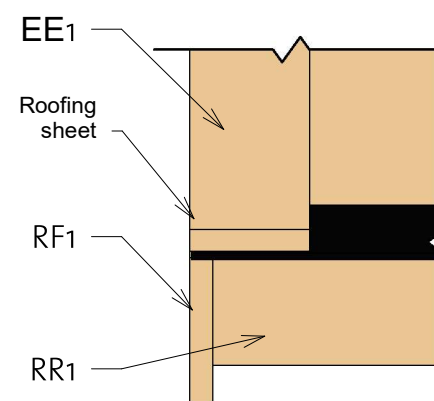
Roof 4



② Facia








③ Roof Reinforcement









Parakenings 40 (680x480)

Roof 5





| Fascia Schedule | | | | |
|-----------------|------|---------|-------|--------|
| Mark | Type | Profile | Count | Length |

| | | | | |
|-----|-----------------------|---|---|------|
| EE1 | Eave Edging 18x95 |  | 3 | 1706 |
| EE2 | Eave Edging 18x95 |  | 1 | 1710 |
| EE3 | Eave Edging 18x95 |  | 1 | 1682 |
| EE4 | Eave Edging 18x95 |  | 1 | 1707 |
| RF1 | Roof Fascia 18x120 |  | 3 | 1706 |

| Fascia Schedule | | | | |
|-----------------|------|---------|-------|--------|
| Mark | Type | Profile | Count | Length |






















| | | | | |
|-----|---------------------------------|---|---|------|
| RF2 | Roof Fascia 18x120 |  | 1 | 1710 |
| RF3 | Roof Fascia 18x120 |  | 1 | 1682 |
| RF4 | Roof Fascia 18x120 |  | 1 | 1707 |
| RR1 | Roof reinforce ment 18x95 |  | 2 | 3601 |
| RR2 | Roof reinforce ment 38x38 |  | 2 | 3601 |
| RR3 | Roof reinforce ment 38x38 |  | 1 | 3997 |

| Fascia Schedule | | | | |
|-----------------|------|---------|-------|--------|
| Mark | Type | Profile | Count | Length |

| | | | | |
|-----|---------------------------------|--|---|------|
| RR4 | Roof reinforce ment 18x95 |  | 1 | 4024 |
| RR5 | Roof reinforce ment 38x38 |  | 2 | 2000 |
| RR6 | Roof reinforce ment 18x95 |  | 1 | 1999 |
| RR7 | Roof reinforce ment 18x95 |  | 1 | 2026 |






































Parakenings 40 (680x480)

List of all items 1

| | | | | | |
|---|------|------------------|--|----|------|
| C | LG-2 | Log 40x114 |  | 1 | 5100 |
| B | LG-9 | Log 40x114 |  | 1 | 5100 |
| C | BL-1 | HalfLog 40x57 |  | 1 | 5000 |
| C | LG-1 | Log 40x114 |  | 17 | 5000 |
| | RFB1 | Beam 45x155 |  | 1 | 4837 |
| 3 | LG-3 | Log 40x114 |  | 6 | 4750 |
| | IFB1 | IFB 70x40 |  | 1 | 4720 |
| | IFB2 | IFB 70x40 |  | 5 | 4650 |
| | RFB2 | Beam 45x170 |  | 1 | 4440 |
| | RFR1 | Ridge 45x170 |  | 1 | 4220 |
| 3 | TL-2 | Log 40x114 |  | 1 | 4220 |
| 2 | TL-1 | Log 40x114 |  | 1 | 4200 |
| 3 | LG-2 | Log 40x114 |  | 7 | 4120 |
| 3 | LG-5 | Log 40x114 |  | 5 | 4120 |
| 2 | LG-8 | Log 40x114 |  | 1 | 4120 |
| | IFB3 | IFB 70x40 |  | 1 | 3930 |
| | RFR2 | Ridge 45x165 |  | 1 | 3547 |
| | RFB3 | Beam 45x170 |  | 1 | 3203 |
| A | BL-1 | HalfLog 40x57 |  | 1 | 3000 |
| A | LG-4 | Log 40x114 |  | 18 | 3000 |
| 1 | LG-6 | Log 40x114 |  | 1 | 3000 |











Parakenings 40 (680x480)









List of all items 2

| | | | | | | |
|---|------|------------------|---|---|-----|------|
| | RFR3 | Ridge 45x170 |  |  | 1 | 2983 |
| 3 | TL-1 | Log 40x114 |  |  | 1 | 2983 |
| 3 | LG-1 | Log 40x114 |  | | 12 | 2880 |
| 2 | LG-6 | Log 40x114 |  | | 1 | 2880 |
| | RFB4 | Beam 45x155 |  |  | 1 | 2796 |
| | RFB5 | Beam 45x155 |  |  | 1 | 2796 |
| | IFB4 | IFB 70x40 |  |  | 1 | 2790 |
| B | BL-2 | HalfLog 40x57 |  | | 1 | 2780 |
| | IFB5 | IFB 70x40 |  |  | 2 | 2720 |
| | FB | FB 17x114 |  |  | 42 | 2714 |
| 3 | LG-4 | Log 40x114 |  | | 6 | 2500 |
| | RFB7 | 45x160 |  | | 1 | 2254 |
| | RFB8 | 45x160 |  | | 1 | 2254 |
| B | TL-1 | Log 40x57 |  |  | 1 | 2208 |
| C | TL-1 | Log 40x57 |  |  | 1 | 2208 |
| | RB2 | 17x114 |  |  | 19 | 1664 |
| | RB1 | 17x114 |  |  | 102 | 1662 |
| | RB3 | 17x114 |  |  | 19 | 1639 |
| B | LG-5 | Log 40x114 |  | | 17 | 985 |
| | RFB6 | Beam 45x155 |  |  | 1 | 840 |
| B | BL-1 | HalfLog 40x57 |  | | 1 | 780 |
| 1 | LG-2 | Log 40x114 |  | | 34 | 780 |
| B | LG-4 | Log 40x114 |  | | 17 | 780 |
| B | LG-2 | Log 40x114 |  | | 17 | 445 |

Parakenings 40 (680x480)
















List of all items 3

| | | | | | | |
|---|-------|-----------------|---|---|----|-----|
| | RFR4 | Ridge 45x170 |  |  | 1 | 440 |
| 2 | LG-9 | Log 40x114 |  | | 15 | 400 |
| 2 | LG-10 | Log 40x114 |  | | 2 | 400 |
| B | LG-1 | Log 40x114 |  | | 17 | 310 |
| 2 | LG-2 | Log 40x114 |  | | 34 | 300 |
| 2 | TL-2 | Log 40x114 |  |  | 1 | 203 |
| | IFB6 | IFB 70x40 |  |  | 1 | 195 |

| | | | |
|----------|------------|---|-----|
| Hitblock | 300-400 mm |  | |
| Bolts | M8x70 |  | 24 |
| Screws | 5,0 x 70 |  | 35 |
| Nails | 1,4 x 40 |  | 40 |
| Dowels | 16,0 x 150 |  | 50 |
| Screws | 6,0 x 140 |  | 100 |
| Screws | 4,0 x 40 |  | 150 |
| Screws | 4,0 x 50 |  | 900 |

| | | |
|------|---|---|
| Romb | 3 |  |
|------|---|---|

| | | | | | |
|-----|----------|--|---|---|------|
| BB1 | BB 20x40 |  |  | 2 | 2800 |
| BB2 | BB 20x40 |  |  | 2 | 5000 |

| | | | | | |
|-----|-----------------------------|--|--|---|------|
| RR3 | Roof reinforcement 38x38 |  | | 1 | 3997 |
| RR4 | Roof reinforcement 18x95 |  | | 1 | 4024 |
| RR1 | Roof reinforcement 18x95 |  | | 2 | 3601 |
| RR2 | Roof reinforcement 38x38 |  | | 2 | 3601 |
| RR5 | Roof reinforcement 38x38 |  | | 2 | 2000 |
| RR7 | Roof reinforcement 18x95 |  | | 1 | 2026 |
| RR6 | Roof reinforcement 18x95 |  | | 1 | 1999 |
| EE2 | Eave Edging 18x95 |  | | 1 | 1710 |
| RF2 | Roof Fascia 18x120 |  | | 1 | 1710 |
| EE4 | Eave Edging 18x95 |  | | 1 | 1707 |
| RF4 | Roof Fascia 18x120 |  | | 1 | 1707 |
| EE1 | Eave Edging 18x95 |  | | 3 | 1706 |
| RF1 | Roof Fascia 18x120 |  | | 3 | 1706 |
| EE3 | Eave Edging 18x95 |  | | 1 | 1682 |
| RF3 | Roof Fascia 18x120 |  | | 1 | 1682 |

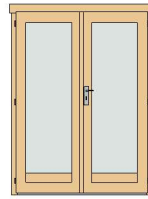
| | | | | |
|--------------------|---|--|---|------|
| Windboard 18x40 |  | | 8 | 2200 |
|--------------------|---|--|---|------|

200420

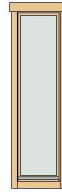
Parakenings 40 (680x480)

List of all items 4

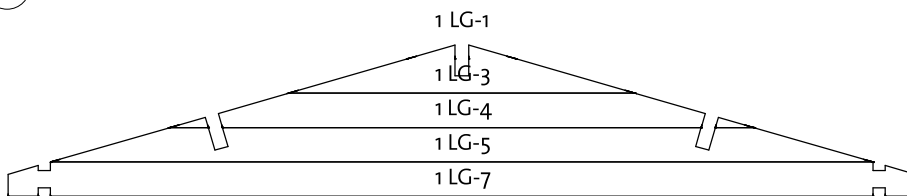
| | | | | |
|-------|---|------|------|---|
| CDD3R | Classic double door 3, full glass right | 1425 | 1955 | 2 |
|-------|---|------|------|---|



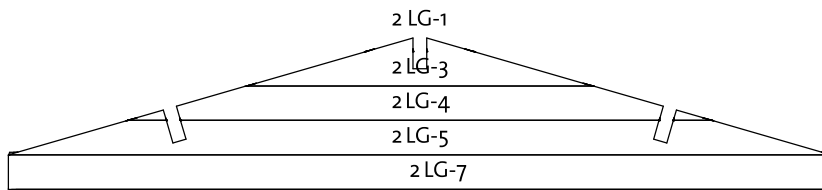
| | | | | |
|------|------------------------------------|-----|------|---|
| CW3R | Classic window 3, full glass right | 515 | 1890 | 2 |
|------|------------------------------------|-----|------|---|



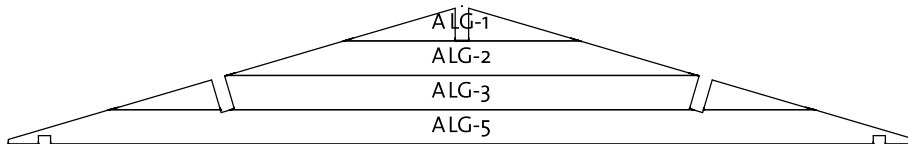
① Gable 1



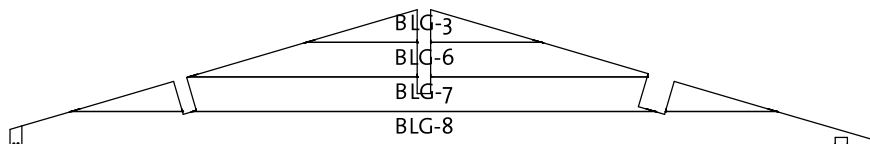
② Gable 2



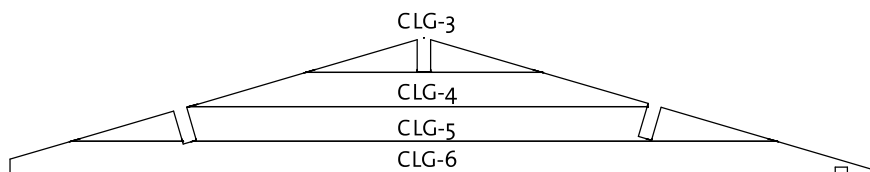
③ Gable A



④ Gable B



⑤ Gable C



Parakenings 40 (680x480)

List of all items 5

① RB 4x14 boards

