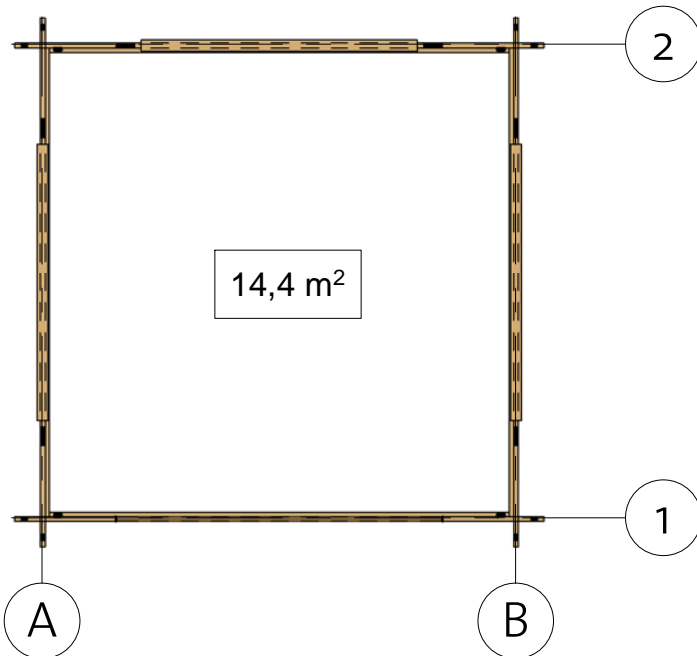
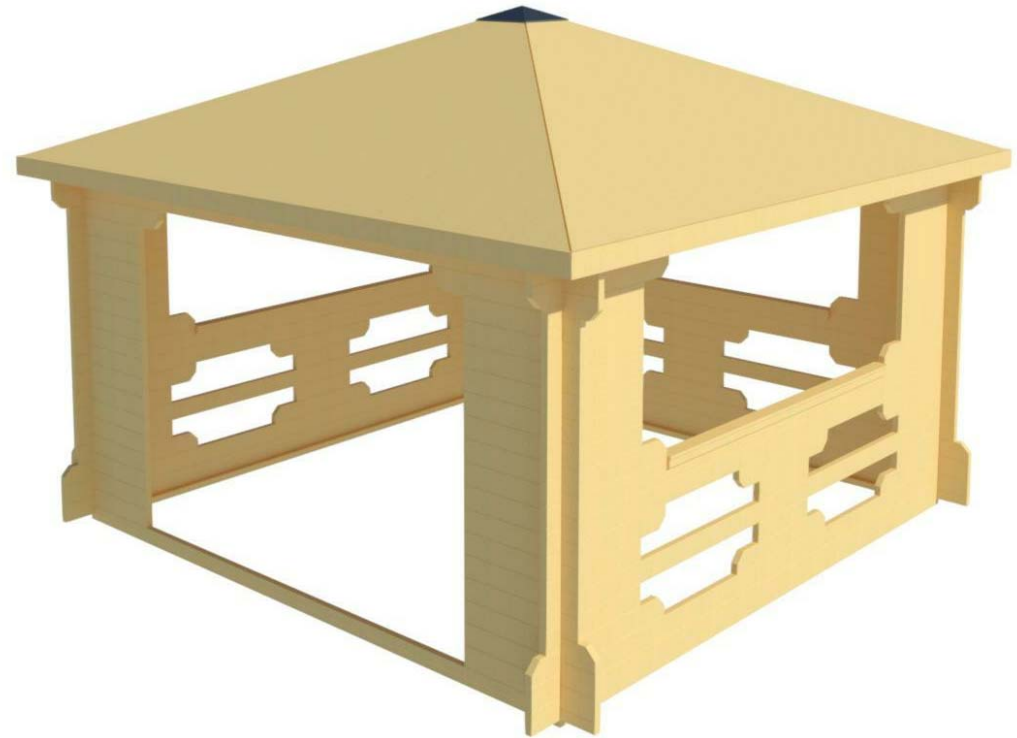
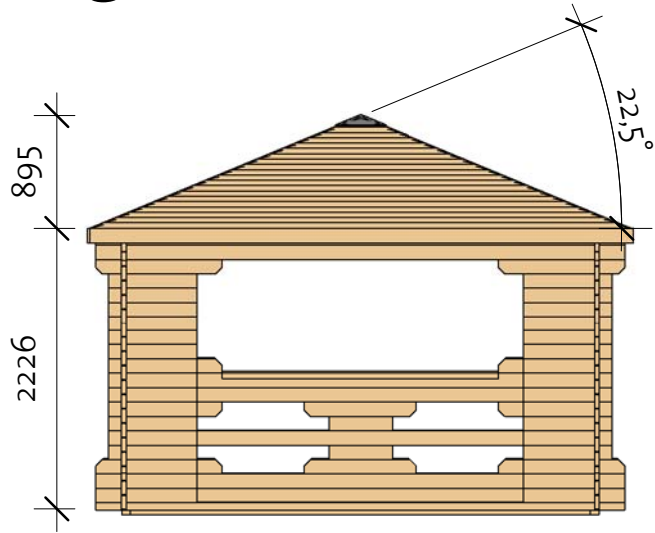
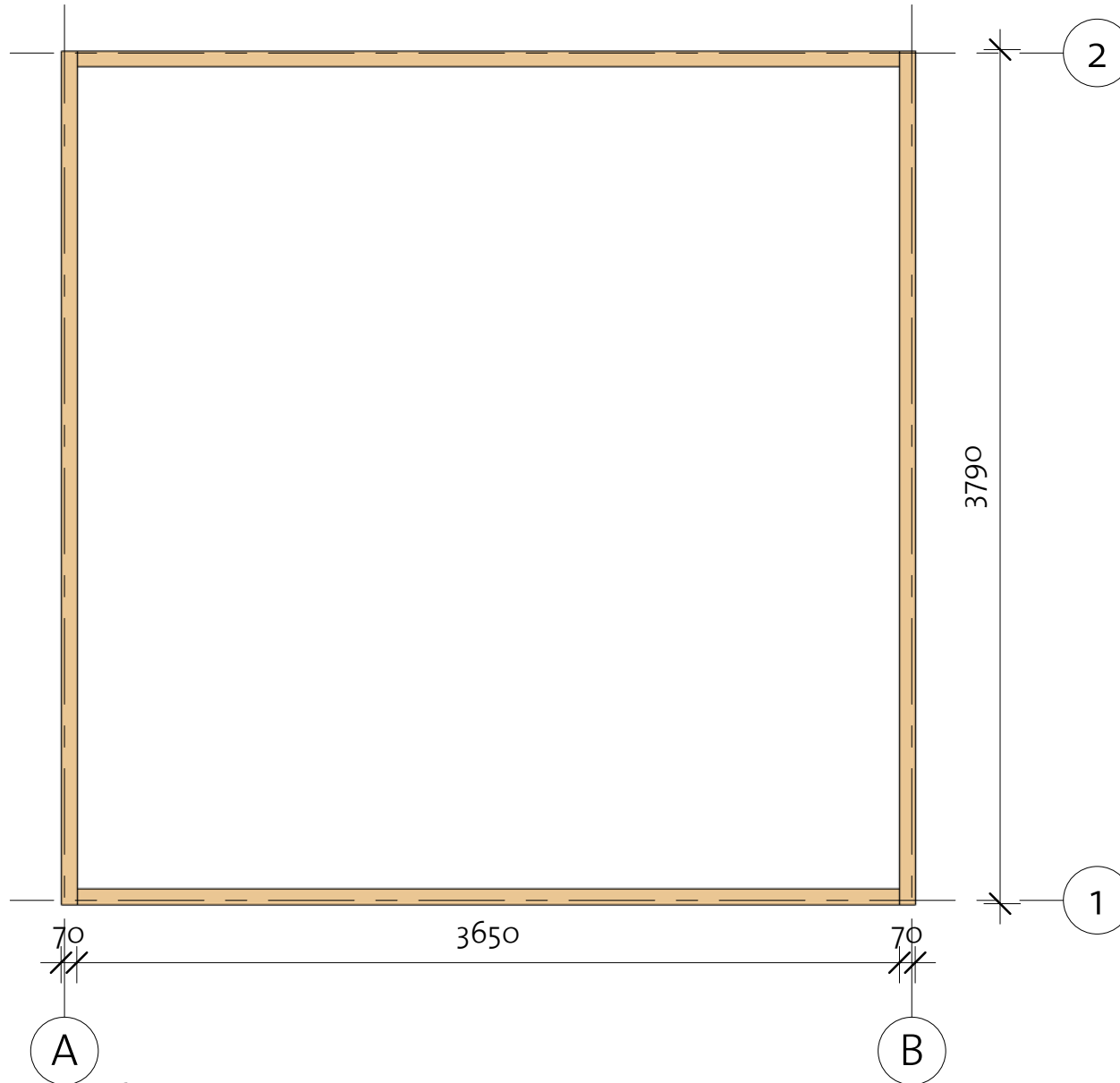


Bergen 40 (380X380)



Bergen 40 (380X380)

Foundation

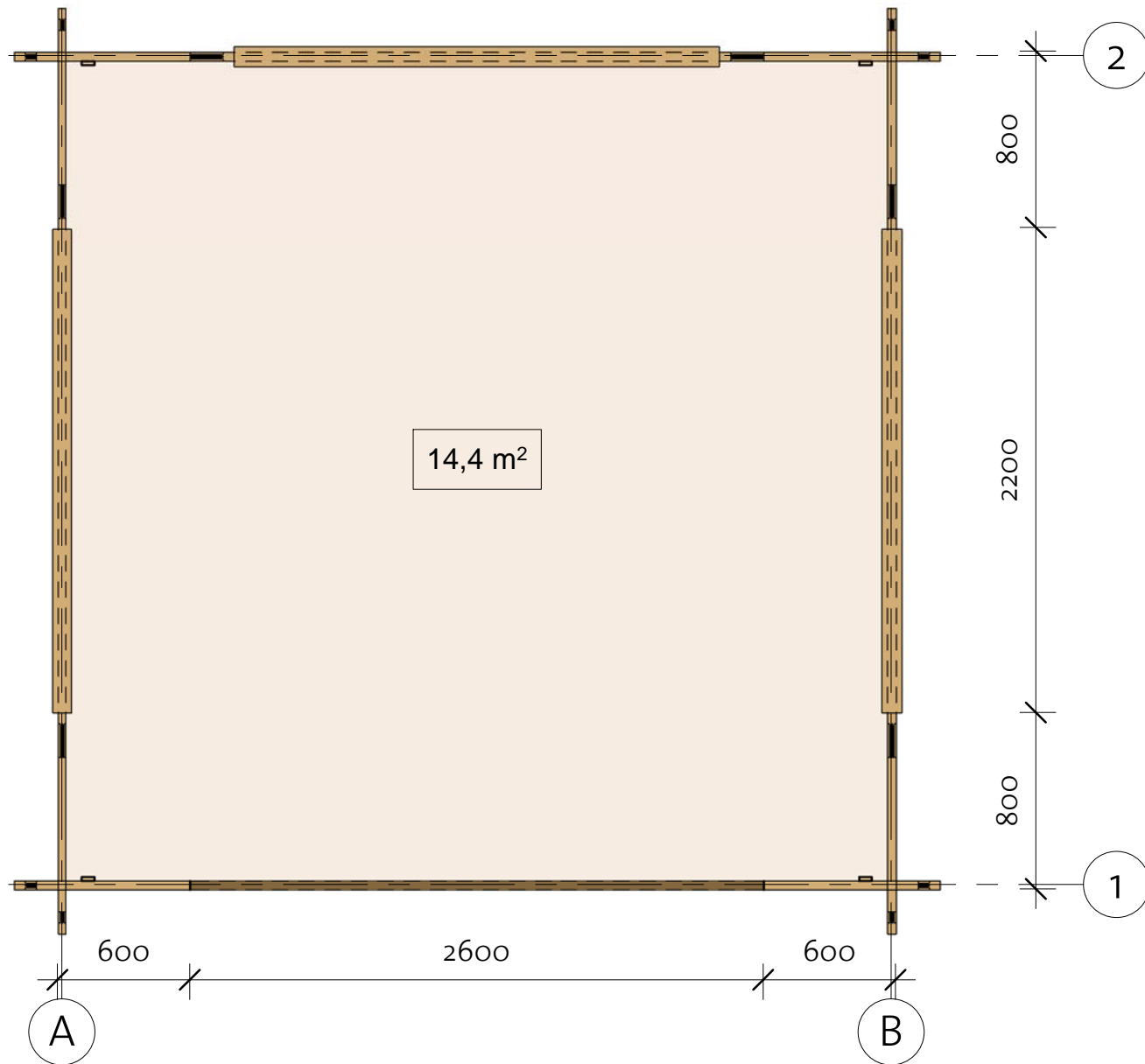


Impregnated foundation beams				
Mark	Type	Profile	Count	Length

IFB 1	IFB 70x40		2	3790
IFB 2	IFB 70x40		2	3650

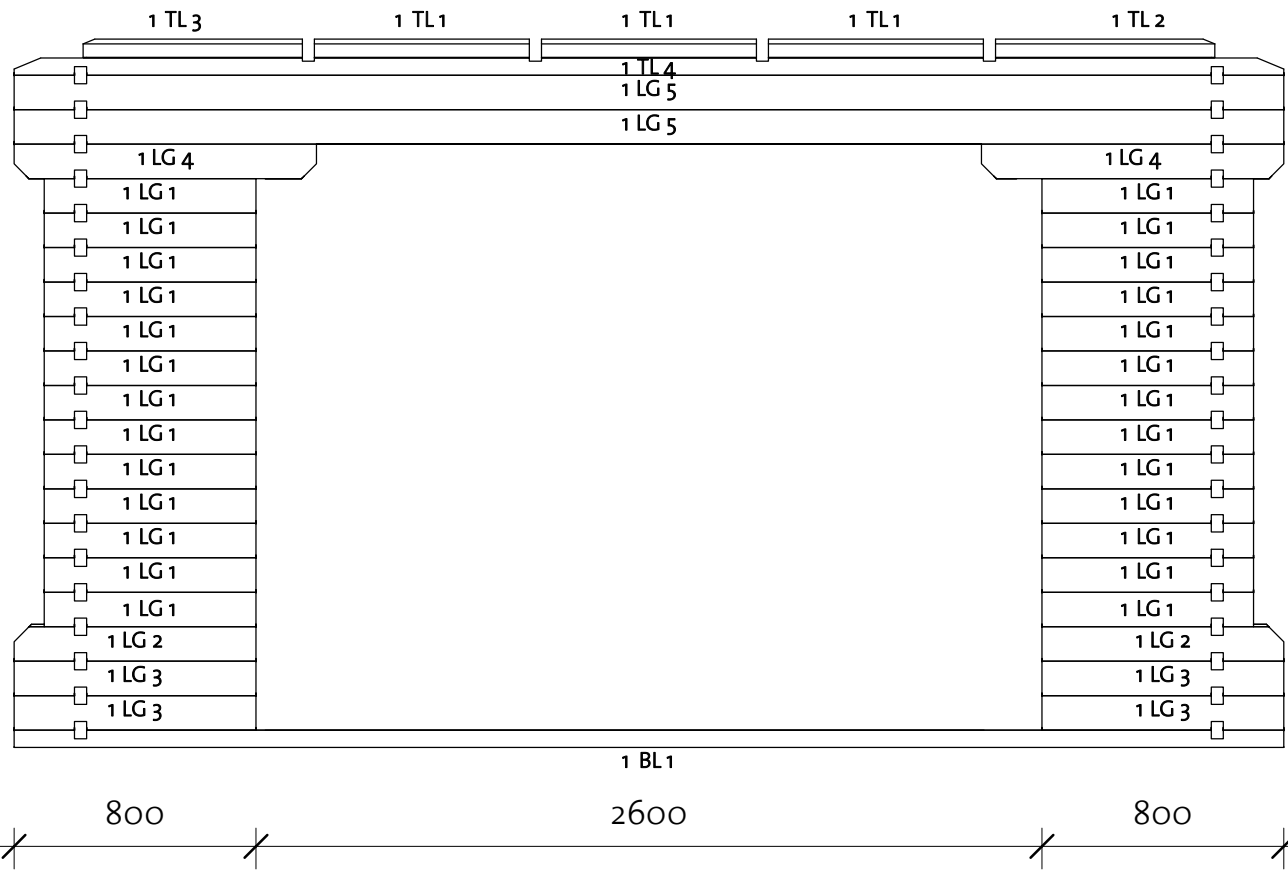
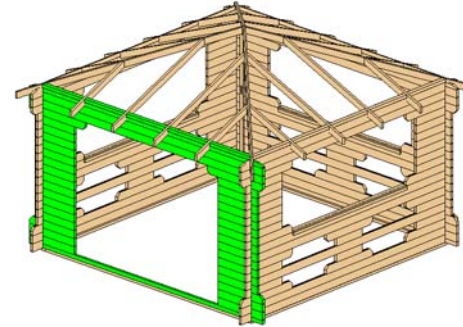
Bergen 40 (380X380)

Floor Plan



Bergen 40 (380X380)

Wall 1



Wall 1			
Mark	Profile	Count	Cut Length

1BL 1	40X57	1	4200
1LG 1	40X114	26	700
1LG 2	40X114	2	800
1LG 3	40X114	4	800
1LG 4	40X114	2	1000
1LG 5	40X114	2	4200
1TL 1	40X63	3	711
1TL 2	40X63	1	725
1TL 3	40X63	1	725
1TL 4	40X57 TL	1	4200

Log Profile Wall 1

Profile Profile

40X57



40X57 TL



Log Profile Wall 1

Profile Profile

40x63

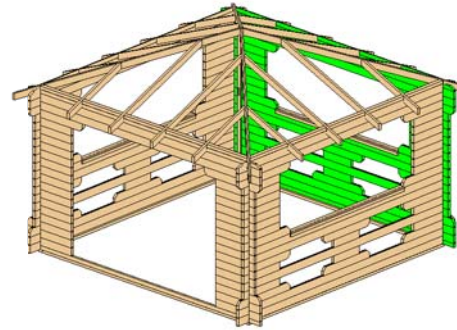


40X114



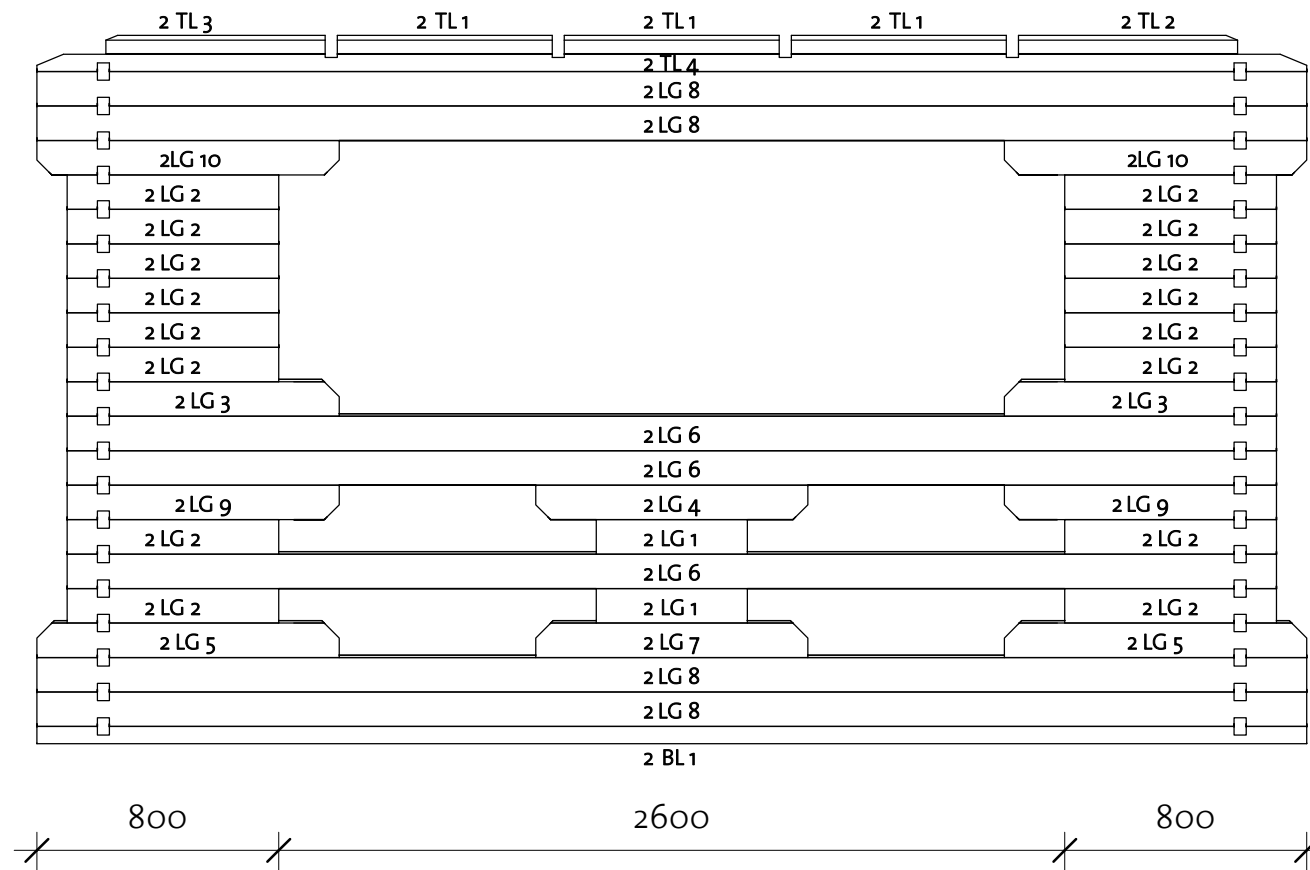
Bergen 40 (380X380)

Wall 2





Wall 2			
Mark	Profile	Count	Cut Length



2BL 1	40X57	1	4200
2LG 1	40X114	2	500
2LG 2	40X114	16	700
2LG 3	40X114	2	900
2LG 4	40X114	1	900
2LG 5	40X114	2	1000
2LG 6	40X114	3	4000
2LG 7	40X114	1	900
2LG 8	40X114	4	4200
2LG 9	40X114	2	900
2LG 10	40X114	2	1000
2TL 4	40X57 TL	1	4200
2TL 1	40X63	3	711
2TL 2	40X63	1	725
2TL 3	40X63	1	725



Log Profile Wall 2	
Profile	Profile

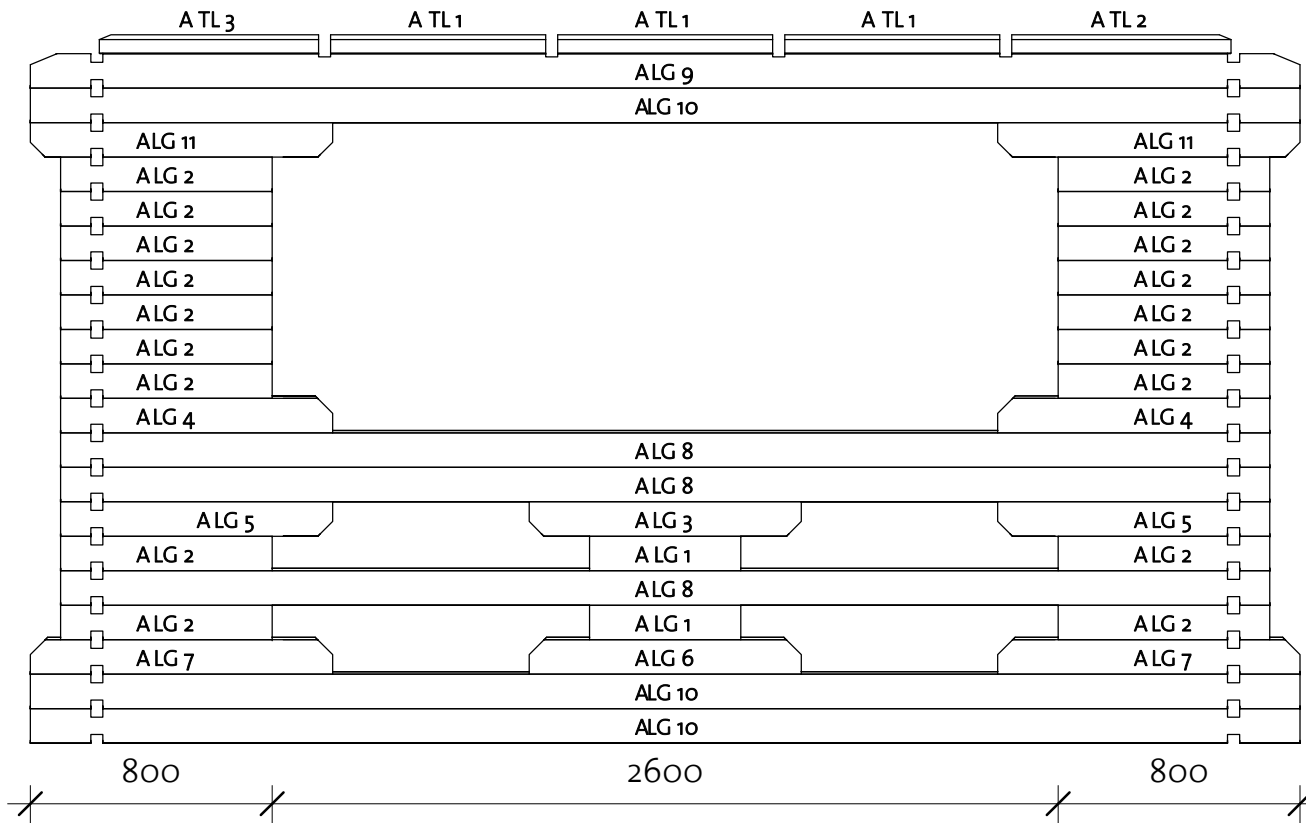
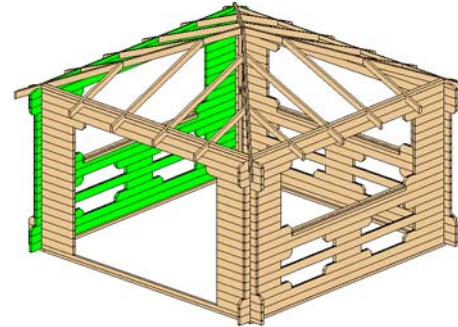
40X57	
40X57 TL	

Log Profile Wall 2	
Profile	Profile

40X63	
40X114	

Bergen 40 (380X380)


Wall A





Wall A			
Mark	Profile	Count	Cut Length

ALG 1	40x114	2	500
ALG 2	40x114	18	700
ALG 3	40x114	1	900
ALG 4	40x114	2	900
ALG 5	40x114	2	900
ALG 6	40x114	1	900
ALG 7	40x114	2	1000
ALG 8	40x114	3	4000
ALG 9	40x114	1	4200
ALG 10	40x114	3	4200
ALG 11	40x114	2	1000
ATL 1	40x63	3	711
ATL 2	40x63	1	725
ATL 3	40x63	1	725

Log Profile Wall A	
Profile	Profile

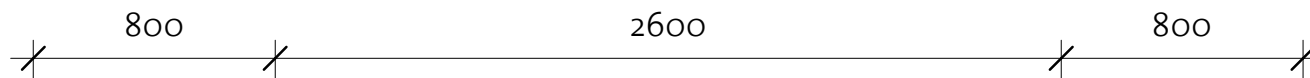
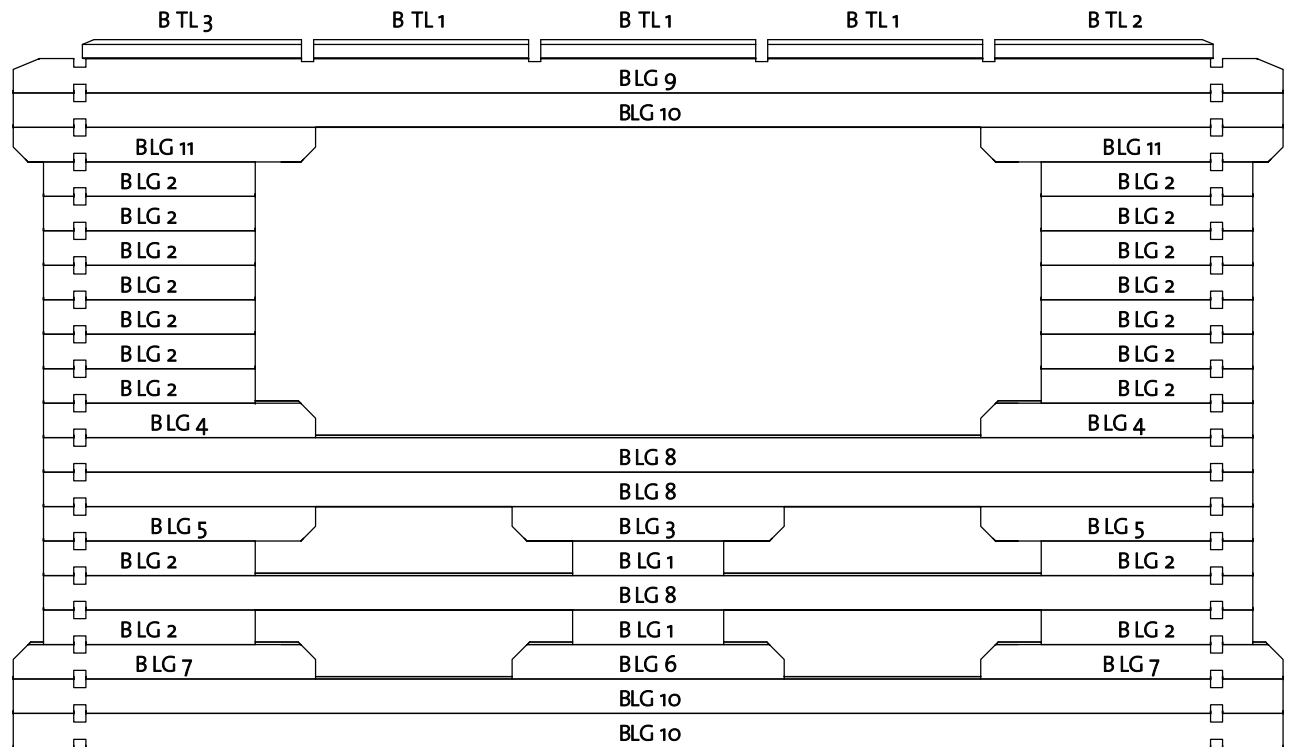
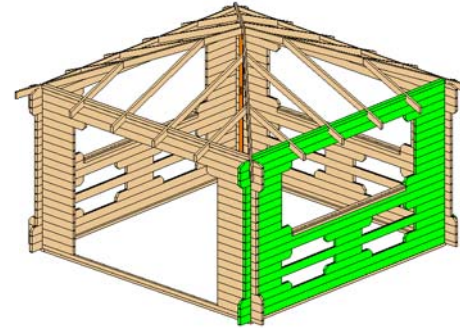


Log Profile Wall A	
Profile	Profile



Bergen 40 (380X380)

Wall B



4100004_190620

Wall B

Mark	Profile	Count	Cut Length
------	---------	-------	------------

BLG 1	40X114	2	500
BLG 2	40X114	18	700
BLG 3	40X114	1	900
BLG 4	40X114	2	900
BLG 5	40X114	2	900
BLG 6	40X114	1	900
BLG 7	40X114	2	1000
BLG 8	40X114	3	4000
BLG 9	40X114	1	4200
BLG 10	40X114	3	4200
BLG 11	40X114	2	1000
BTL 1	40X63	3	711
BTL 2	40X63	1	722
BTL 3	40X63	1	725

Log Profile Wall B

Profile Profile

40X114



Log Profile Wall B

Profile Profile

40X63

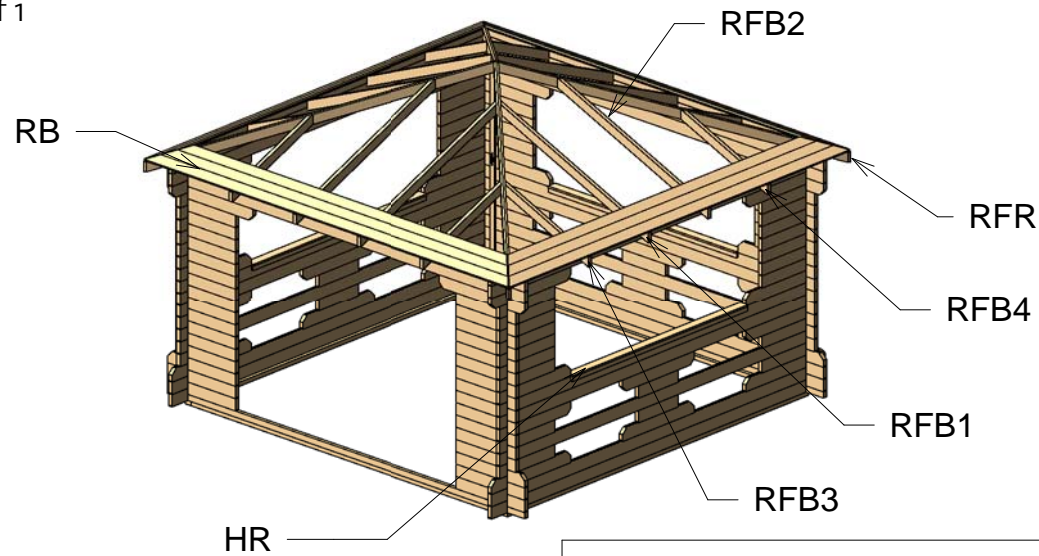


40X114



Bergen 40 (380X380)

Roof 1



Roof				
Mark	Type	Profile	Count	Length

RFB1	40x85		4	1945
RFB2	40x85		4	1945
RFB3	40x85		4	1132
RFB4	40x85		4	1132
RFR	40x94		4	3172

Roofboards				
Mark	Type	Profile	Count	Length

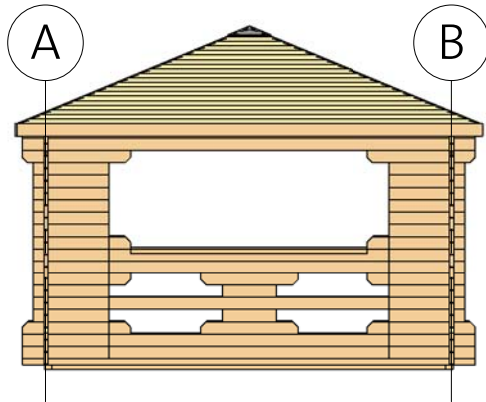
RB 1	Roofboard 18x110		4	217
RB 2	Roofboard 18x110		4	421
RB 3	Roofboard 18x110		4	624
RB 4	Roofboard 18x110		4	827
RB 5	Roofboard 18x110		4	1030
RB 6	Roofboard 18x110		4	1234
RB 7	Roofboard 18x110		4	1437
RB 8	Roofboard 18x110		4	1640
RB 9	Roofboard 18x110		4	1843

Roofboards				
Mark	Type	Profile	Count	Length

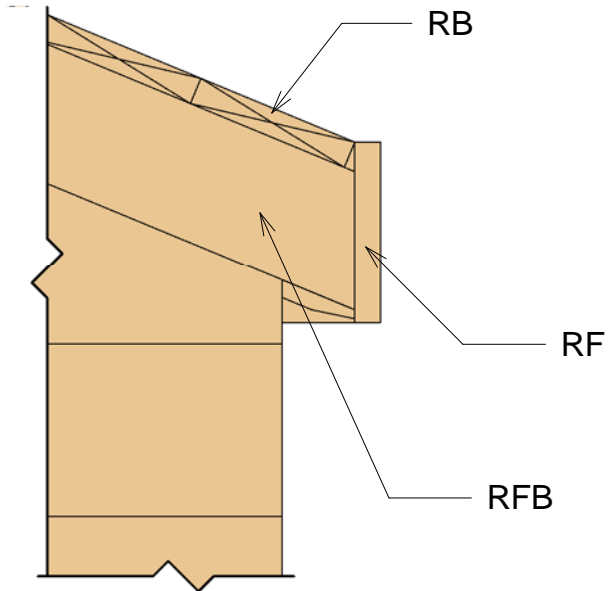
RB 10	Roofboard 18x110		4	2047
RB 11	Roofboard 18x110		4	2250
RB 12	Roofboard 18x110		4	2453
RB 13	Roofboard 18x110		4	2657
RB 14	Roofboard 18x110		4	2860
RB 15	Roofboard 18x110		4	3063
RB 16	Roofboard 18x110		4	3266
RB 17	Roofboard 18x110		4	3470
RB 18	Roofboard 18x110		4	3673
RB 19	Roofboard 18x110		4	3876
RB 20	Roofboard 18x110		4	4079
RB 21	Roofboard 18x110		4	4283

Bergen 40 (380X380)

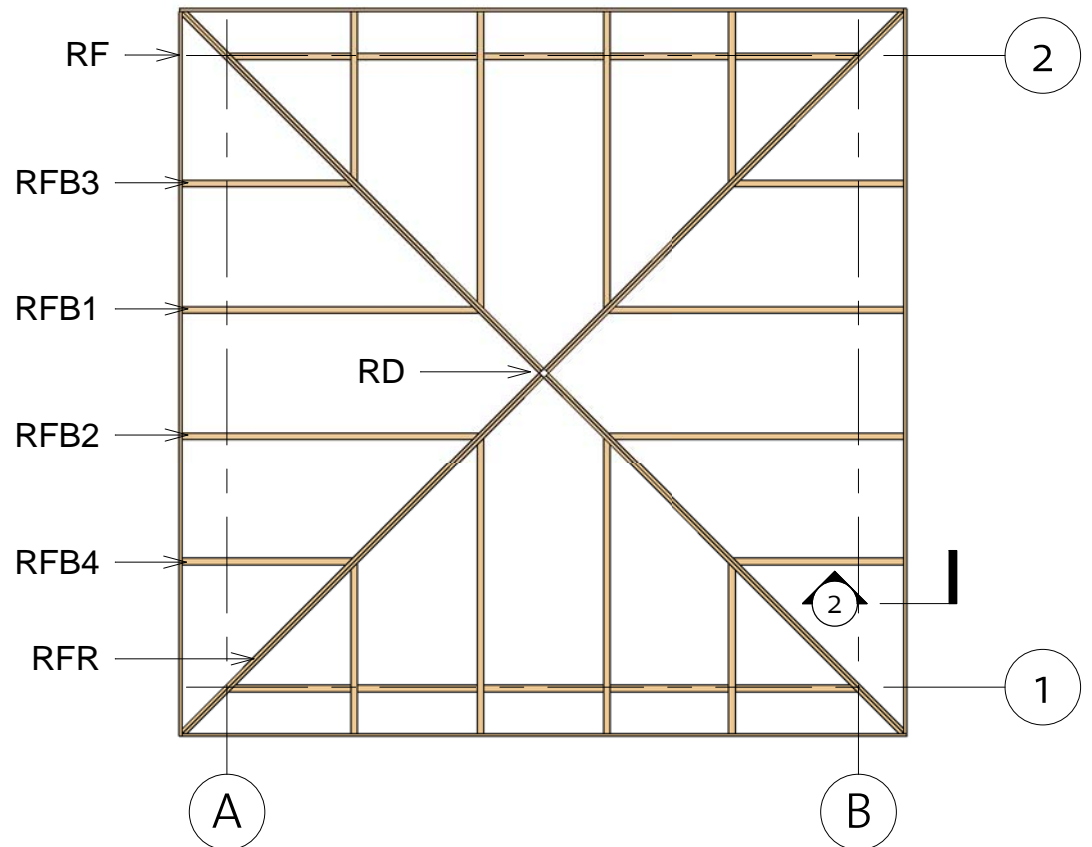
Roof 2



② Facia



Fascia Schedule				
Mark	Type	Profile	Count	Length
RF	Roof Fascia 18x120		4	4314



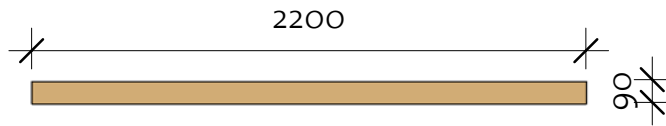
Bergen 40 (380X380)

Extras



Type	Count	Lenght
------	-------	--------

Windboard 18x40	4	2200
--------------------	---	------





Fasteners/Extras		
Name	Type	Count

Hitblock	300-400 mm	
Bolts	M8 x 60	12
Screws	4,0 x 40	30
Screws	6,0 x 140	50
Screws	5,0 x 70	90
Screws	4,0 x 50	500

4100004_190627

Handrails				
Mark	Type	Profile	Count	Length

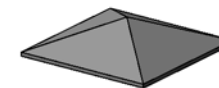
HR1	18x90		3	2200
HR2	18x40		6	2200

Roof Detail		
Mark	Type	Count

RD	Roof detail	1
----	-------------	---



① Roof top





Bergen 40 (380X380)

List of all items 1

Impregnated foundation beams


Mark	Type	Profile	Count	Length
------	------	---------	-------	--------

IFB 1	IFB 70x40		2	3790
-------	--------------	---	---	------

IFB 2	IFB 70x40		2	3650
-------	--------------	---	---	------


Fascia Schedule

Mark	Type	Profile	Count	Length
------	------	---------	-------	--------

RF	Roof Fascia 18x120		4	4314
----	-----------------------	---	---	------

Roofboards

Mark	Type	Profile	Count	Length
------	------	---------	-------	--------

RB 1	Roofboard 18x110		4	217
RB 2	Roofboard 18x110		4	421
RB 3	Roofboard 18x110		4	624
RB 4	Roofboard 18x110		4	827
RB 5	Roofboard 18x110		4	1030
RB 6	Roofboard 18x110		4	1234
RB 7	Roofboard 18x110		4	1437
RB 8	Roofboard 18x110		4	1640
RB 9	Roofboard 18x110		4	1843

Roofboards

Mark	Type	Profile	Count	Length
------	------	---------	-------	--------

RB 10	Roofboard 18x110		4	2047
RB 11	Roofboard 18x110		4	2250
RB 12	Roofboard 18x110		4	2453
RB 13	Roofboard 18x110		4	2657
RB 14	Roofboard 18x110		4	2860
RB 15	Roofboard 18x110		4	3063
RB 16	Roofboard 18x110		4	3266
RB 17	Roofboard 18x110		4	3470
RB 18	Roofboard 18x110		4	3673
RB 19	Roofboard 18x110		4	3876
RB 20	Roofboard 18x110		4	4079
RB 21	Roofboard 18x110		4	4283

Bergen 40 (380X380)

List of all items 2

Wall 1			
Mark	Profile	Count	Cut Length

1BL 1	40X57	1	4200
1LG 1	40X114	26	700
1LG 2	40X114	2	800
1LG 3	40X114	4	800
1LG 4	40X114	2	1000
1LG 5	40X114	2	4200
1TL 1	40X63	3	711
1TL 2	40X63	1	725
1TL 3	40X63	1	725
1TL 4	40X57 TL	1	4200

Wall 2			
Mark	Profile	Count	Cut Length

2BL 1	40X57	1	4200
2LG 1	40X114	2	500
2LG 2	40X114	16	700
2LG 3	40X114	2	900
2LG 4	40X114	1	900
2LG 5	40X114	2	1000
2LG 6	40X114	3	4000
2LG 7	40X114	1	900
2LG 8	40X114	4	4200
2LG 9	40X114	2	900
2LG 10	40X114	2	1000
2TL 4	40X57 TL	1	4200
2TL 1	40X63	3	711
2TL 2	40X63	1	725
2TL 3	40X63	1	725

Wall B			
Mark	Profile	Count	Cut Length





BLG 1	40X114	2	500
BLG 2	40X114	18	700
BLG 3	40X114	1	900
BLG 4	40X114	2	900
BLG 5	40X114	2	900
BLG 6	40X114	1	900
BLG 7	40X114	2	1000
BLG 8	40X114	3	4000
BLG 9	40X114	1	4200
BLG 10	40X114	3	4200
BLG 11	40X114	2	1000
BTL 1	40X63	3	711
BTL 2	40X63	1	722
BTL 3	40X63	1	725

Wall A			
Mark	Profile	Count	Cut Length

ALG 1	40X114	2	500
ALG 2	40X114	18	700
ALG 3	40X114	1	900
ALG 4	40X114	2	900
ALG 5	40X114	2	900
ALG 6	40X114	1	900
ALG 7	40X114	2	1000
ALG 8	40X114	3	4000
ALG 9	40X114	1	4200
ALG 10	40X114	3	4200
ALG 11	40X114	2	1000
ATL 1	40X63	3	711
ATL 2	40X63	1	725
ATL 3	40X63	1	725

Bergen 40 (380X380)

List of all items 3

Log Profiles	
Profile	Profile
40x57	
40x114	
40x63	
40x114	
40x57 TL	