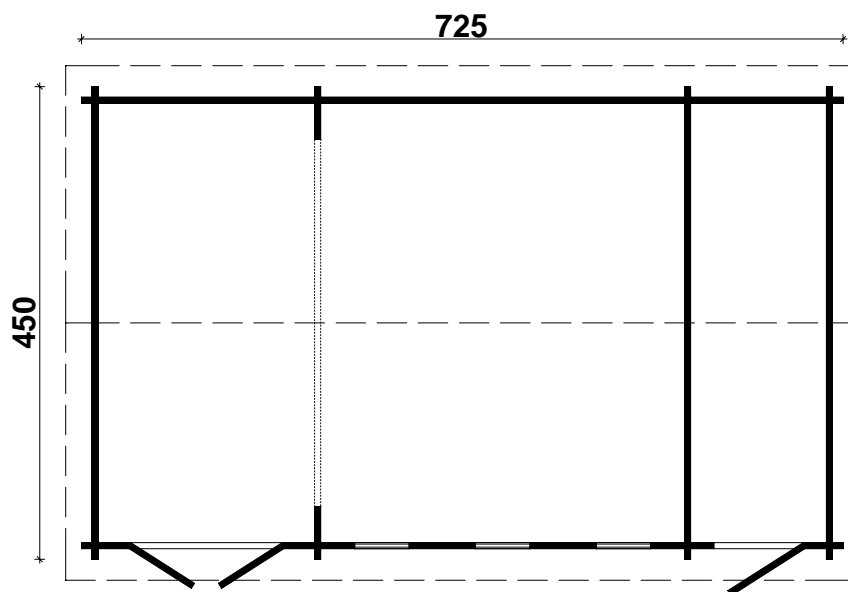


# Techn. Daten: Leon B































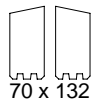



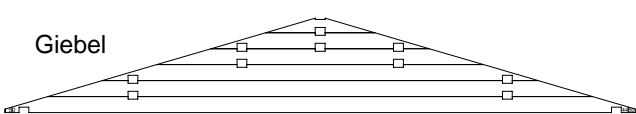
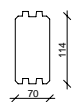
Bohlenaußenmaß (B x T): 450 x 725 cm

Wandaußenmaß: 430 x 705 cm · Bohlenstärke: 70 mm

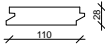





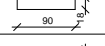
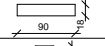





Achtung : Alle angegebenen Maße sind ca. - Maße !

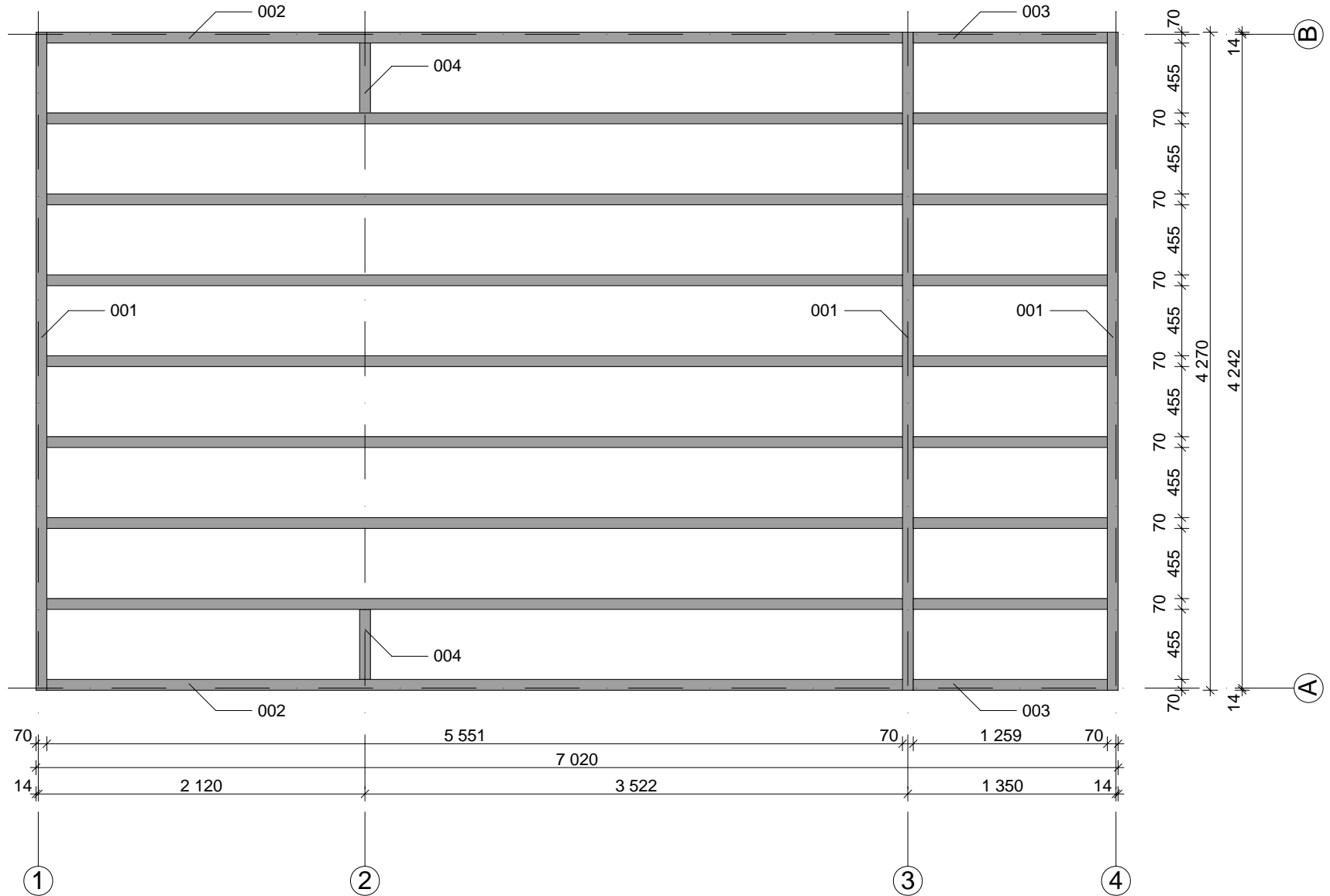
# Teileliste Leon B 70 mm / 450 x 725 cm

Nr.	Beschreibung	Profil mm	Länge mm	Stück
001	Fundamenthölzer		4270	3
002			5551	9
003			1259	9
004			455	2
005			2249	1
006			5001	1
007			470	1
008			4110	1
009			380	1
010			4500	58
011			5771	9
012			1479	9
013			2249	8
014			5001	8
015			500	34
016			470	17
017			380	17
018			690	17
019			600	17
020			630	34
021			750	2
022			2399	2
023			5151	2
024			5921	5
025			1629	5
026			2399	1
027			5151	1
028				5921
029		1629		1
030			5921	2(1+1)
031			1629	2(1+1)
032			2399	4(2+2)
033			5151	4(2+2)
034	Giebel 		4500	4
035	Doppeltür ca. 1425 x 1955mm - 70 mm ISO			1
036	Einzeltür ca. 840 x 1955 mm - 70 mm ISO			1
037	Einzelfenster ca. 515 x 1890mm - 70 mm ISO			3

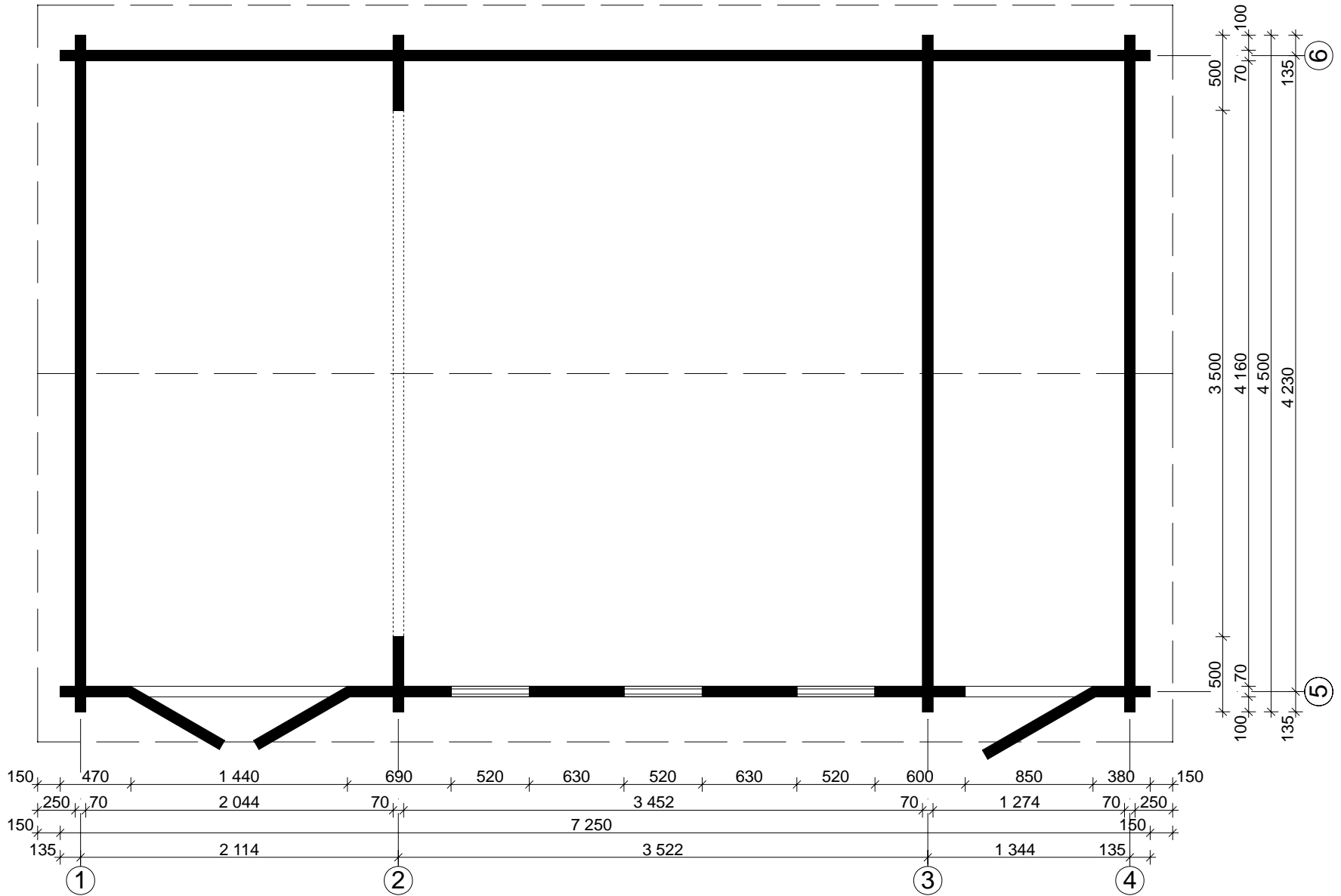
# Teileliste Leon B 70 mm / 450 x 725 cm

Nr.	Beschreibung	Profil mm	Länge mm	Stück
038	Fußbodenbretter		4157	63+1
039	Dachpappe		--	--
040	Dachbretter		2560	138+2
041	Giebelblende 		2600	4
042	Giebelblende 		2600	4
043	Giebelabschlussbrett		2600	4
044	Traufenbrett		3775	4
045	Traufenleiste		3775	4
046	Raute			2
047	Dübel			70
048	Gewindestangen	∅ 10	2250	8
049	Mutter, Scheibe			16
050	Schrauben 4,0 x 50			1 Beutel
051	Dachpappnägel 3,0 x 15			--
052	Schrauben 4,0 x 40; 5,0 x 100			1 Beutel
053	Fußleisten		ca. 33,0 m	
054	Schlaghölzer		300-400	

# Leon B 70 mm / 450 x 725 cm

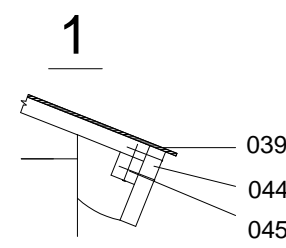
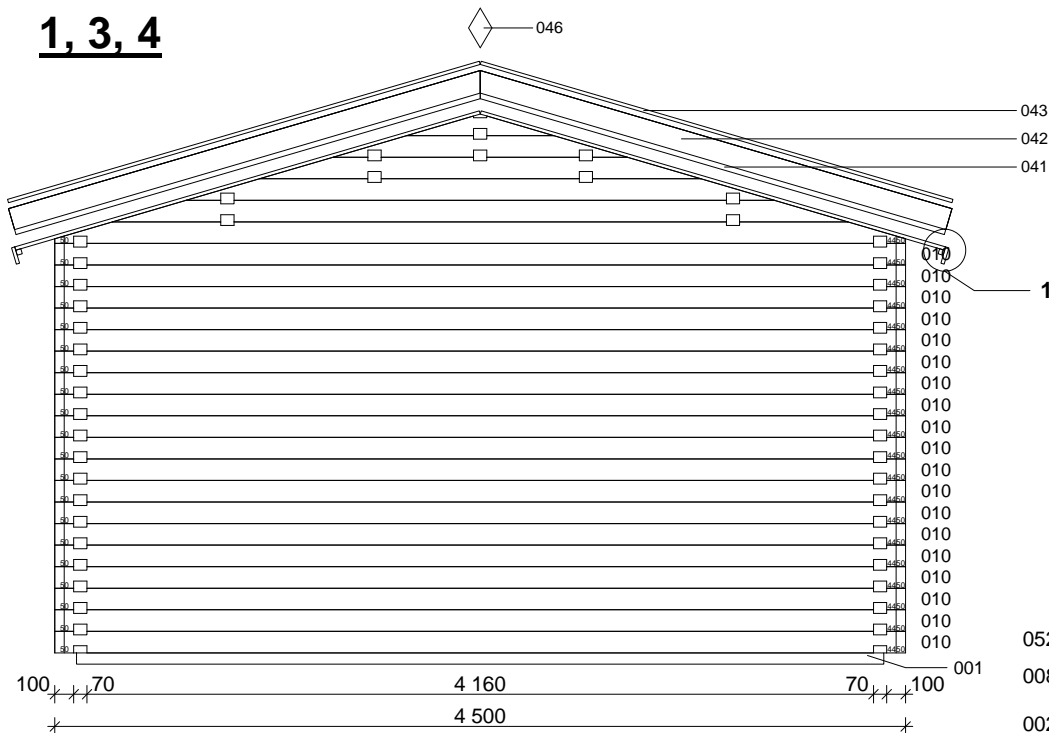


# Leon B 70 mm / 450 x 725 cm

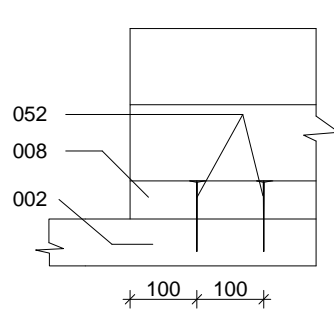


# Leon B 70 mm / 450 x 725 cm

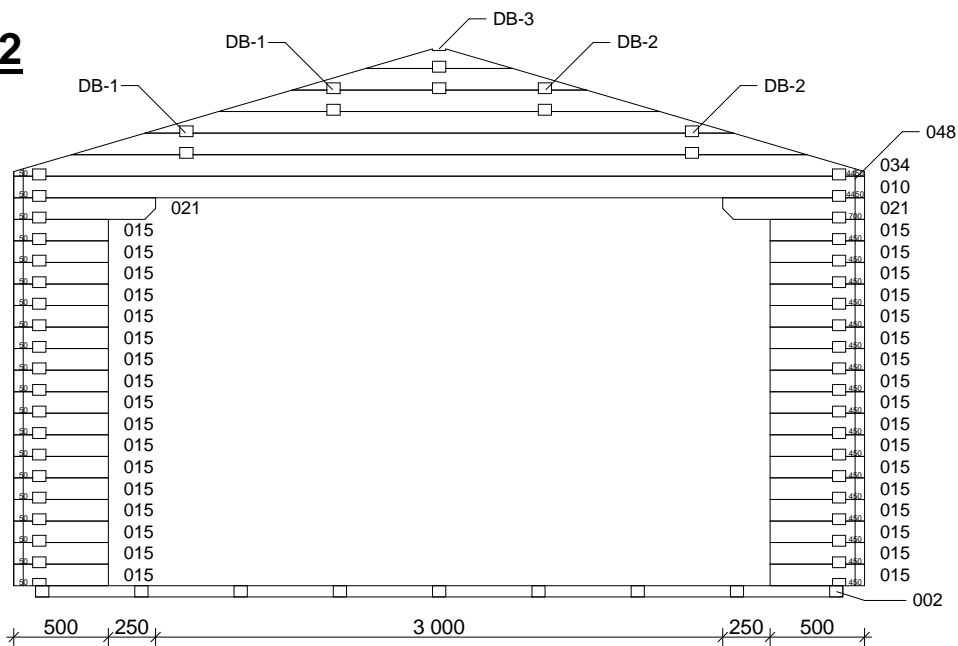
**1, 3, 4**



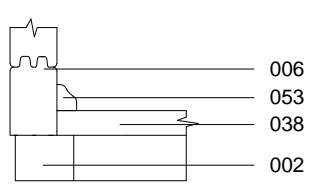
**2**



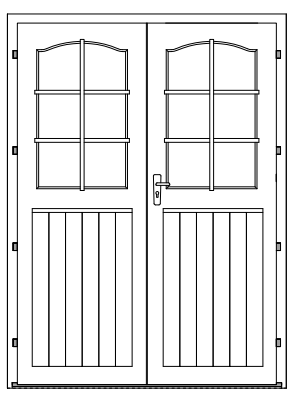
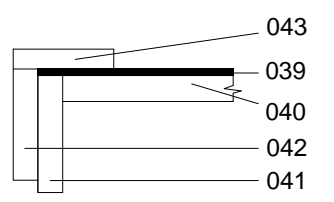
**2**



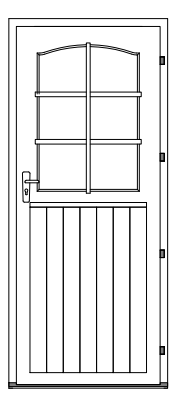
**A-A**



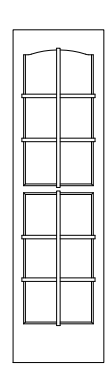
**B-B**



**Doppeltür**  
70 mm ISO  
1425 x 1955 mm  
1 st.

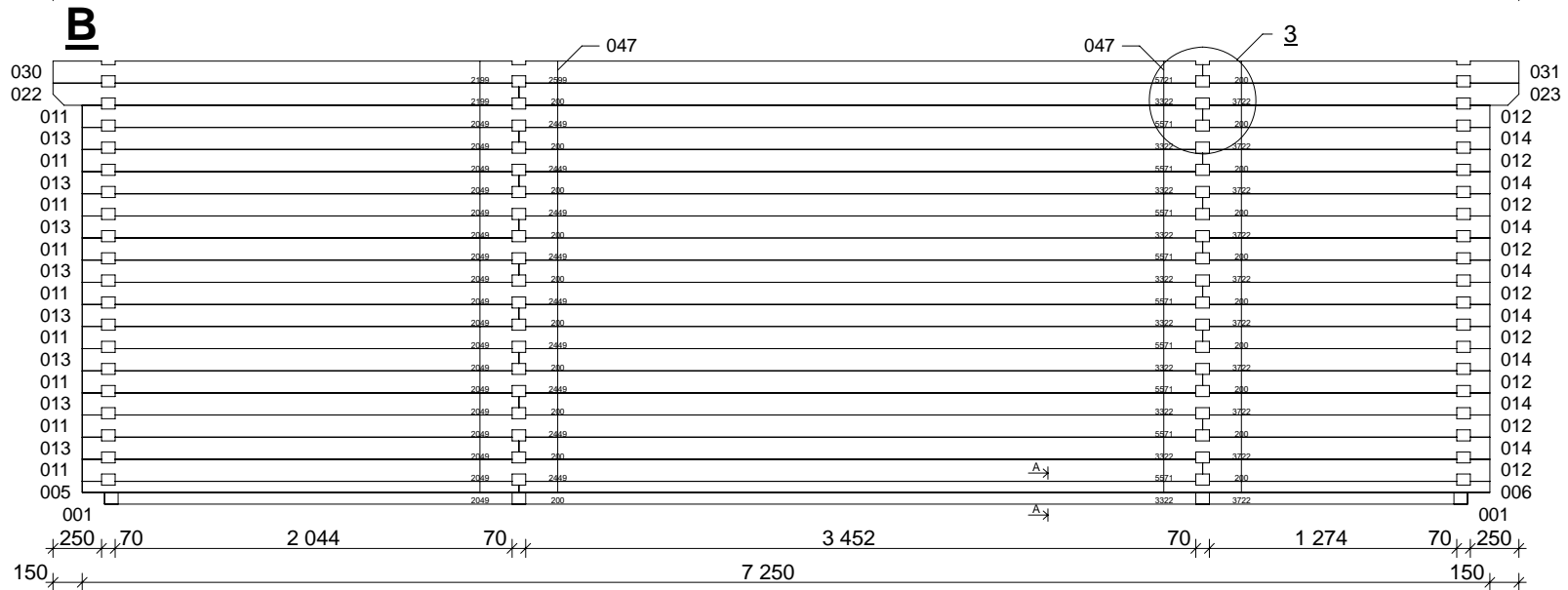



**Einzeltür**  
70 mm ISO  
840 x 1955 mm  
1 st.




**Einzelfenster**  
70 mm ISO  
515 x 1890 mm  
3 st.

# Leon B 70 mm / 450 x 725 cm




# Leon B 70 mm / 450 x 725 cm



## DB-1



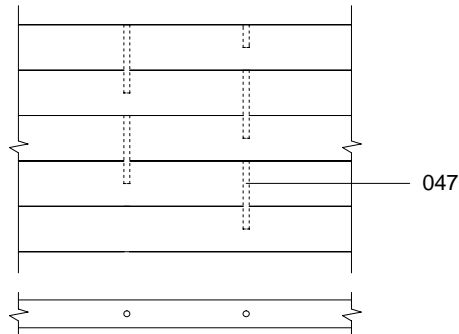
## DB-2



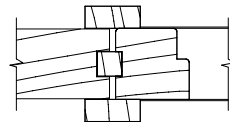
## DB-3



3



4



4

