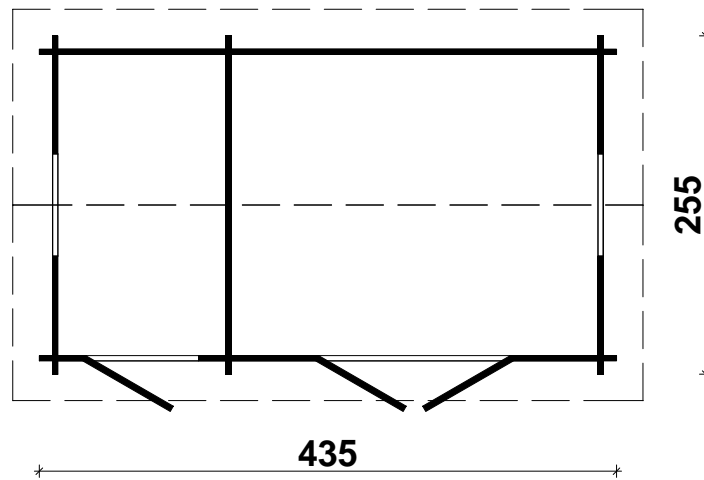


# Techn. Data: Karina

Log length (W x D): 255 x 435 cm

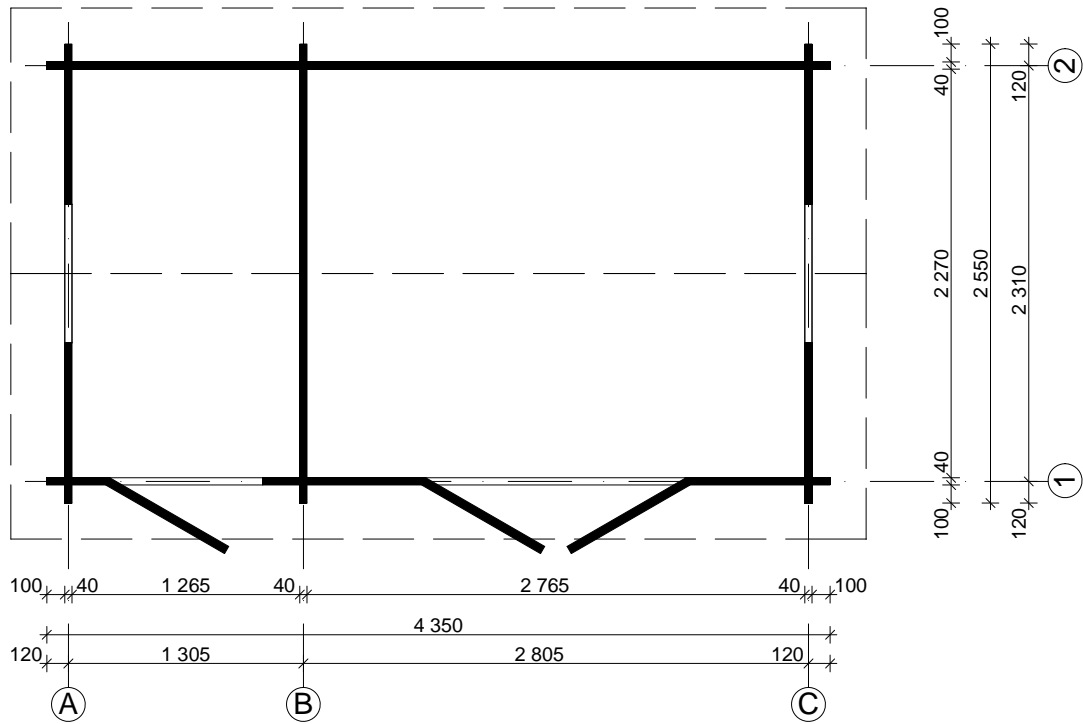
Wall size(outside): 235 x 415 cm · Log thickness: 40 mm



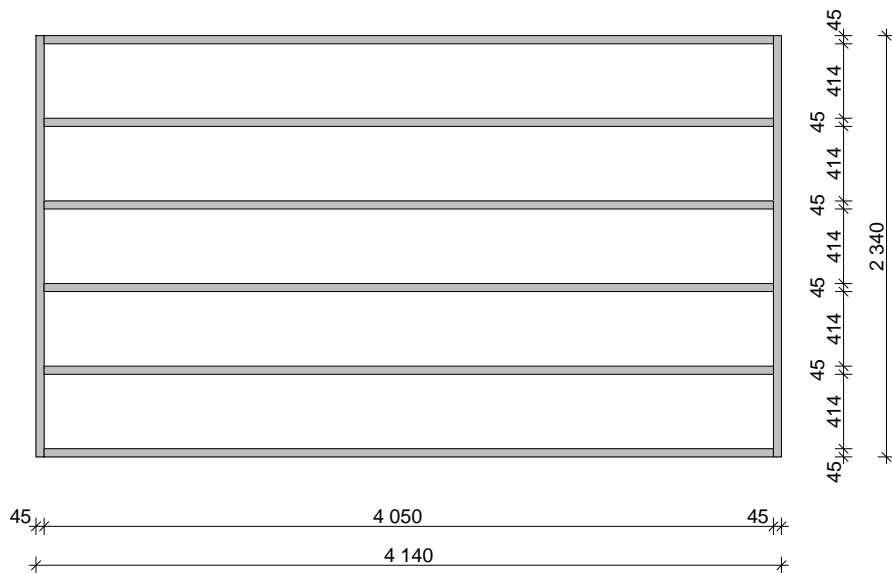
Note: All dimensions are approximate !

# Karina 40 mm / 255 x 435 cm

## Ground plan




## Foundation beams




# Karina 40 mm / 255 x 435 cm

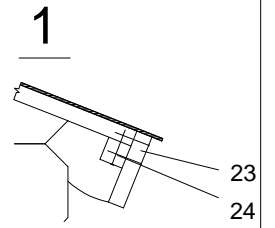
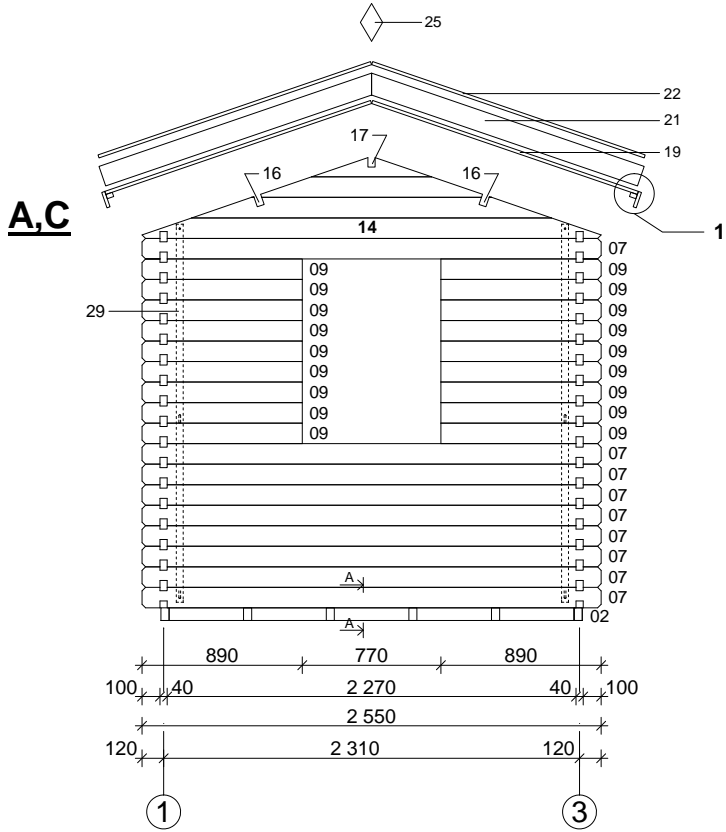
**1**



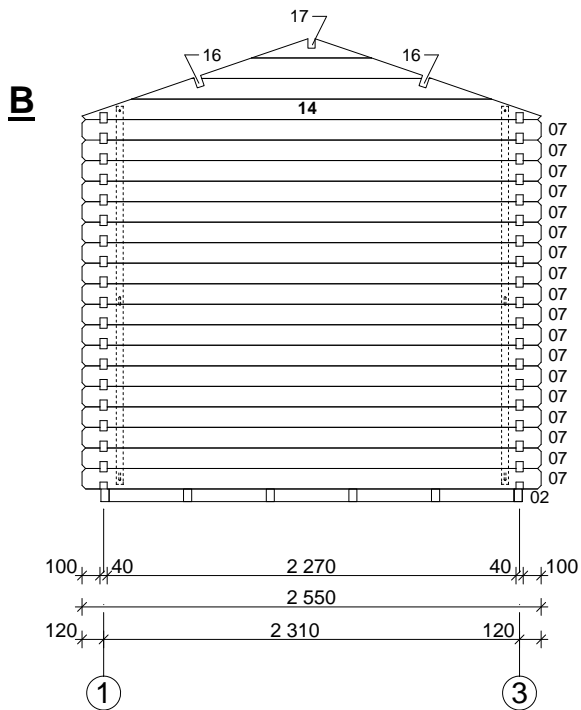
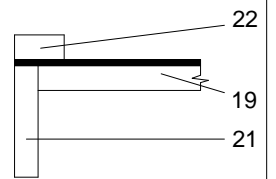
**2**



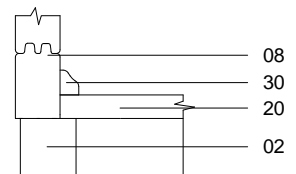
# Karina 40 mm / 255 x 435 cm










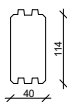





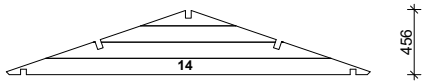

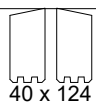

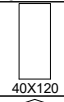







**B-B**



**A-A**



# Specification - Karina 40 mm / 255 x 435 cm

Nr	Description	Profile mm	Length mm	Quantity	
1	Foundation 	45x70	2340	2	
2			4050	6	
3			350	1	
4			905	1	
5			805	1	
6			4350	1	
7			2550	36	
8			4350	18	
9			890	36	
10			350	16	
11			905	16	
12			805	16	
13			--	--	
14				2550	3
15				4750	2(1+1)
16				4750	2
17				4750	1
18	Roofing felt			--	--
19	Roof board	Vers. 1 >		--	
		or in Vers. 2 >		1560	88+2
20	Floor board		2266	37+1	
21	Facia board 	18x115	1600	4	
22	Eave edging	18x90	1600	4	
23	Roof edge reinforcement	18x90	4750	2	
24	Roof edge reinforcement	25x36	2375	4	
25	Diamond 			2	
26	Screws 4,0 x 40 ; 4,0 x 50 ; 5,0 x 70 ; 6,0 x 140			120/600/15/55	
27	Nails 1,4 x 35			50	
28	Roofing nails 3,0 x 15			--	

