Installation manual

Montageanleitung ● Notice de montage ● Istruzioni per il montaggio ● Manual de montaje ● Monteringsanvisning ● Installatiegids ● Montážní návod ● Asennusohje ● Installationsmanual ● Paigaldusjuhend

Log cabin PM70-8432

Blockhaus ● Maisonnette en poutres ● Casa di travi ● Casa de jardin ● Anneks ● Tuinhuis ● Zahradní domek ● Timmerstuga ● Hirsimökki ● Palkmaja

Width 840 x Depth 320 cm

Breite/Tiefe ● Largeur/Profondeur ● Lunghezza/Profondita ● Ancho/Profundidad ● Bredde/Dybde ● Breedte/Diepte ● Šířka/Hloubka ● Leveys/Pituus ● Bredd/Längd ● Laius/pikkus

Log thickness 70 mm

Bohlenstärke ● Épaisseur des murs ● Spessore delle pareti ● Grosor de pared ● Tykkelse ● Wanddikte ● Tloušťka stěny ● Seinän paksuus ● Väggtjocklek ● Seinapaksus

The producer shall have the right to make technical changes to the product ● Technische Änderungen vorbehalten ● Le producteur réserve le droit d'effectuer des modifications techniques au produit ● Il produttore mantiene il diritto di apportare modifiche tecniche al prodotto ● Reservado el derecho a modificaciones técnicas ● Produsent forbeholder seg retten til å endre tekniske egenskaper ved produktet ● Alle rechten en technische wijzigingen voorbehouden ● Výrobce si vyhrazuje právo na technické změny výrobku ● Valmistaja pidättää oikeuden tehdä tuotteeseen teknisiä muutoksia ● Tillverkaren har rätt att utföra tekniska förändringar för produkten ● Tootja jätab endale õiguse muuta toote tehnilisi omadusi

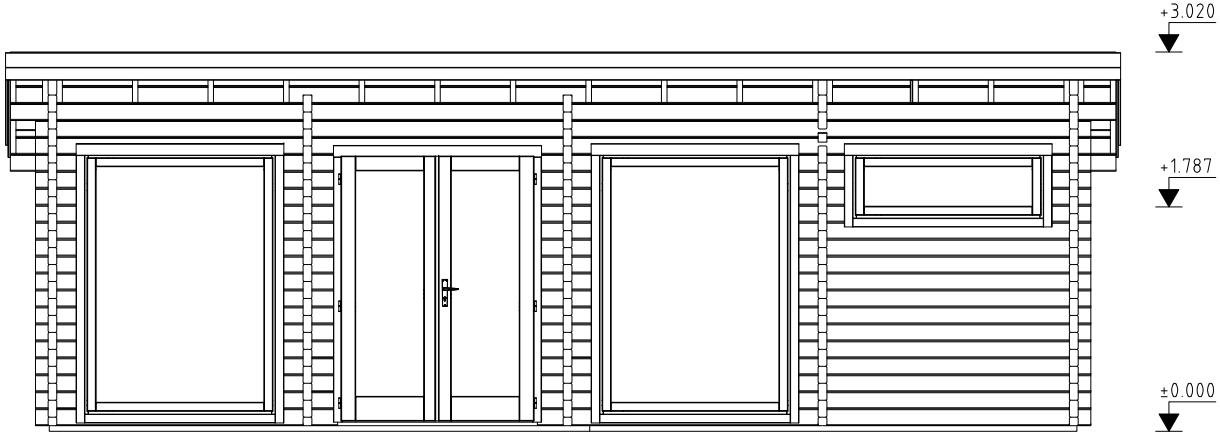
+3.020
+1.787
±0.000

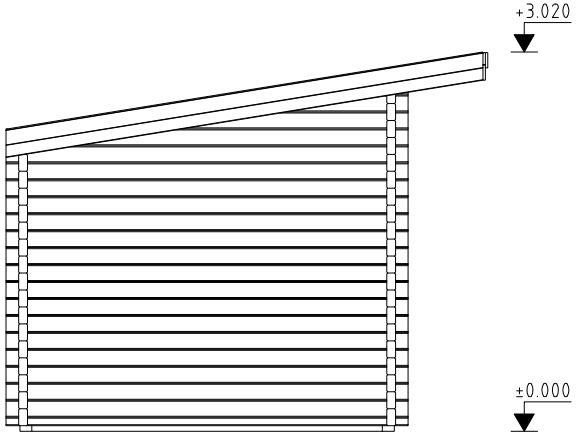
+3.020
±0.000

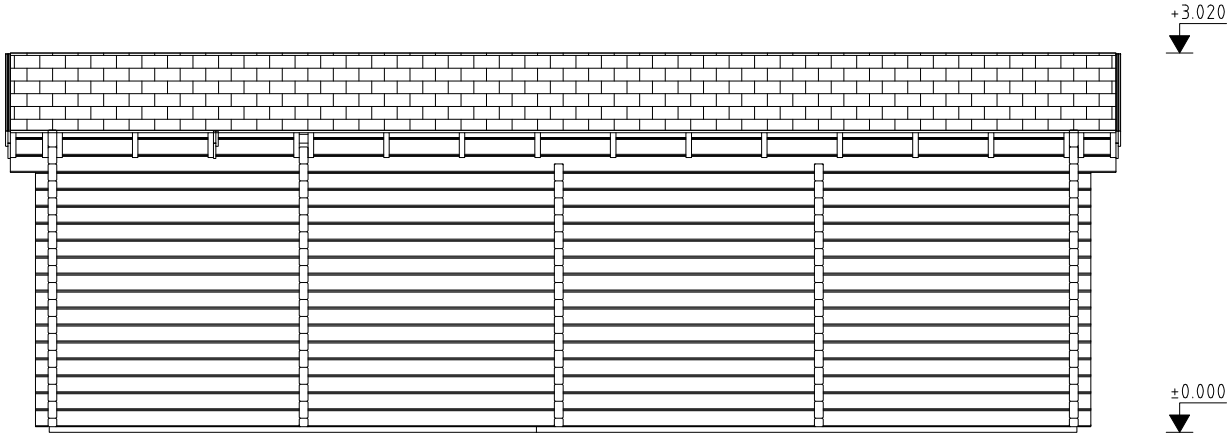
+3.020
±0.000

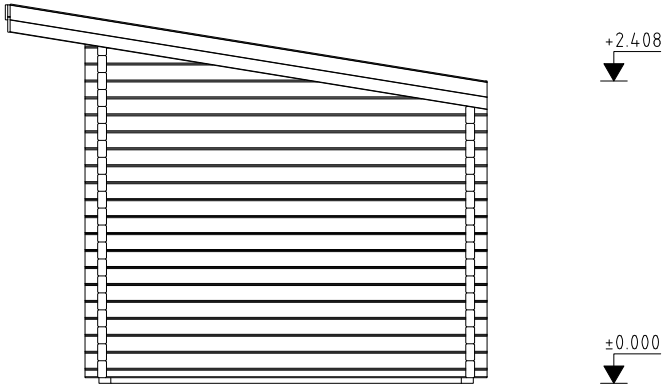
+2.408
±0.000

Pos	SPECIFICATION-STÜCKLISTE-NOMENCLATURE-ELEMENTI-ESPECIFICATIÓN PM70-8239	Pcs	Profile (mm)	Length (mm)
001	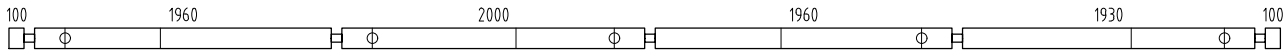	1	70x135	8400
002	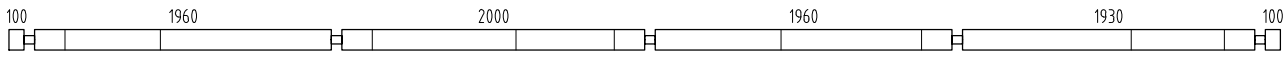	4	70x135	8400
003	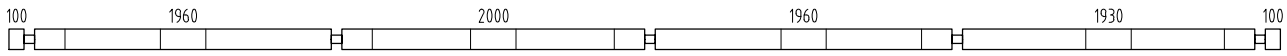	7	70x135	8400
004	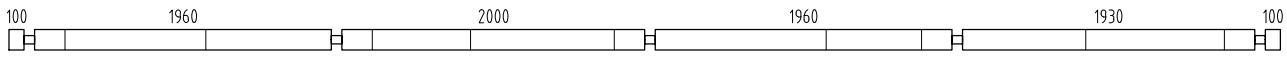	3	70x135	8400
005	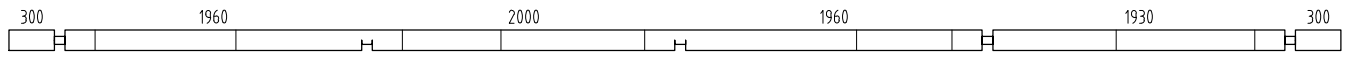	1	70x135	8800
006		1	70x135	335
007	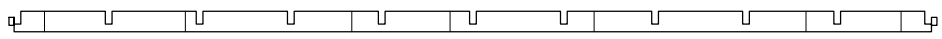	1	70x135	6130
008		1	70x135	2000
009		1	70x135	335
010		2	70x62	212
011		3	70x62	558
012		7	70x62	558
013		2	70x62	558
014		1	70x62	639
015	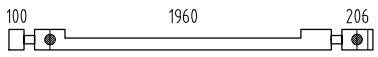	1	70x135	2406
016	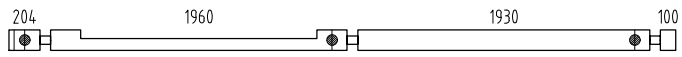	1	70x135	4404
017		15	70x135	370
018		15	70x135	476
019		15	70x135	475
020	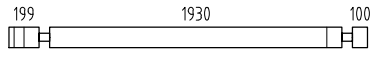	11	70x135	2369
021		4	70x135	454
022		4	70x135	355
023	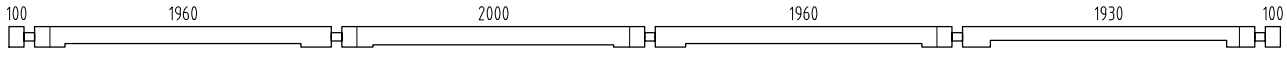	1	70x135	8400
024	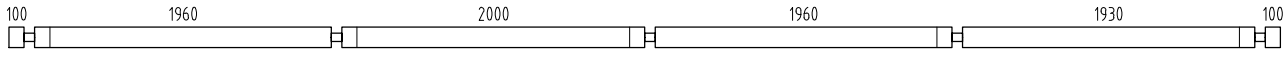	1	70x135	8400
025	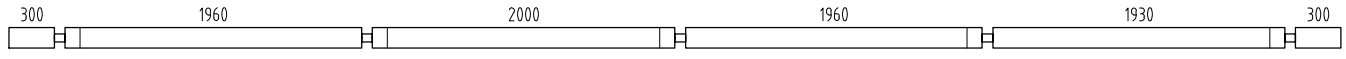	1	70x135	8800

Object name PM70-8239

Pos	SPECIFICATION-STÜCKLISTE-NOMENCLATURE-ELEMENTI-ESPECIFICATIÓN PM70-8239	Pcs	Profile (mm)	Length (mm)
026	300 1960 2000 1960 1930 300	1	70x135	8800
027		2	70x132	212
028		3	70x132	558
029		7	70x132	558
030		2	70x132	558
031		1	70x132	639
032	100 2860 100	2	70x68	3200
033	100 2860 100	1	70x135	3200
034	100 2860 100	8	70x135	3200
035	100 2860 100	14	70x135	3200
036	100 2860 100	8	70x135	3200
042	100 100	4	70x68	270
043	100 100	68	70x135	270
044	100 300	1	70x68	470
045	1715 100	1	70x68	1885
046	100 300	1	70x135	470
047	1715 100	5	70x135	1885
048	100 300	14	70x135	470
049	1715 100	7	70x135	1885
050	1715 100	3	70x135	1885
051	100 2860 100	1	70x135	3200
055	100 2860 100	1	70x135	3200
WA-1	621 041 040 039 038 037 3200	1		
WD-1	621 041 040 054 053 052 3200	1		
WE-1	621 041 040 039 038 037 3200	1		

Object name PM70-8239

Pos	SPECIFICATION-STÜCKLISTE-NOMENCLATURE-ELEMENTI-ESPECIFICATIÓN PM70-8239	Pcs	Profile (mm)	Length (mm)
AR3	Foundation- Fundament- Fondation- Fondazione- Vigas de cimentación	2	95x45	4302
AR4	Foundation- Fundament- Fondation- Fondazione- Vigas de cimentación	2	95x45	3878
AR1	Foundation- Fundament- Fondation- Fondazione- Vigas de cimentación	2	95x45	2790
AR2	Foundation- Fundament- Fondation- Fondazione- Vigas de cimentación	13	70x45	2790
AR5	Foundation- Fundament- Fondation- Fondazione- Vigas de cimentación	4	70x45	536
RoR1	Rafter- Sparre- Chevron- Trave- Cabrio	19	44x195	3932
Sla1	Slat- Leiste- Baguette- Listello- Listón	1	28x70	1590
Sla2	Slat- Leiste- Baguette- Listello- Listón	1	28x70	845
StS1	Stabilizing stick- Stabilisierungsstock- Baton équilibrant- Bastone stabilizzatore- Palo estabilizador	59	16x16	380
TP2	Tender post- Tenderleiste- T-poste- Rinforzo- Refuerzo	2	32x40	2113
TP4	Tender post- Tenderleiste- T-poste- Rinforzo- Refuerzo	2	32x40	2053
TP1	Tender post- Tenderleiste- T-poste- Rinforzo- Refuerzo	4	32x40	1985
TP3	Tender post- Tenderleiste- T-poste- Rinforzo- Refuerzo	2	32x40	520
FB3-1	Floor board- Fussbodenbrett- Madrier du plancher - Tavola pavimento- Tabla de suelo	26	114x28	4240
FB3-2	Floor board- Fussbodenbrett- Madrier du plancher - Tavola pavimento- Tabla de suelo	26	114x28	1926
FB3-3	Floor board- Fussbodenbrett- Madrier du plancher - Tavola pavimento- Tabla de suelo	26	114x28	1816
RB2-1	Roof board- Dachbrett- Madrier du toit- Tavola tetto- Tabla de tejado	22	89x19	5400
RB2-2	Roof board- Dachbrett- Madrier du toit- Tavola tetto- Tabla de tejado	22	89x19	5205
RB2-3	Roof board- Dachbrett- Madrier du toit- Tavola tetto- Tabla de tejado	22	89x19	3595
RB2-4	Roof board- Dachbrett- Madrier du toit- Tavola tetto- Tabla de tejado	22	89x19	3400
FlB3-1	Floor beading- Fussbodenleiste- Baguette du plancher- Listello pavimento- Listón de suelo		19x45	28
EaE6-1	Eave edging- Dachrandbrett- Madrier en bordure du toit- Tavola bordo tetto- Tabla de valadizo	8	19x120	4500
EaE5-1	Eave edging- Dachrandbrett- Madrier en bordure du toit- Tavola bordo tetto- Tabla de valadizo	4	19x95	4500
FaB7-1	Facia board- Giebelblende- Écran frontal- Schermo frontone- Tabla de facia	4	19x120	4000
Sis1-1	Side slat- Randleiste- Baguette en bordure- Listón de borde- Listello bordo	4	19x70	1510

Pos	SPECIFICATION-STÜCKLISTE-NOMENCLATURE-ELEMENTI-ESPECIFICATIÓN PM70-8239	Pcs	Profile (mm)	Length (mm)
Sis1-2	Side slat- Randleiste- Baguette en bordure- Listón de borde- Listello bordo	8	19x70	2200
Sis2-1	Side slat- Randleiste- Baguette en bordure- Listón de borde- Listello bordo	4	19x95	1650
Fim	-Fixing kit- Befestigungsset- Moyens de fixation- Materiale di fissaggio- Kit de fijación	1	USE	
QKA85	Covering cap - Abdeckkappe - Couvercle - Copertura- Cubierta	13	001; 015; 016; 033; 046; 055	
QULSI 30x35	Cylinder- Zylinderschloss- Serrure a mortaiser- Serratura a cilindro- Bombin- 30.35	2	TU70-36P; U70-72P	
QLIU KAPal	Door fittings- Türbeschlag- Ferrure- Ferramenta porta- Manilla puerta- QLIUKAPal	2	TU70-36P; U70-72P	
QRV1 60Zn	Keeper- Schliessblech- Tole- Lamiera- Aldaba de candado- 160Zn	1	TU70-36P	
QNA1_ 4x40Me	Nail- Nagel- Clou- Chiodo- Clavo- 1.4x40mm	100	FlB3-1	
QNA3 x70Zn	Nail- Nagel- Clou- Chiodo- Clavo- 3x70mm	1300	FB3-x; RB2-x	
QKRPP 3x16Zn	Screw- Schraube- Vis- Vite- Tornillo- 3x16mm	2		
QKRPP4 _5x50Zn	Screw- Schraube- Vis- Vite- Tornillo- 4.5x50mm	430	EaE; FaB; Sis	
QKRPP4 _5x70Zn	Screw- Schraube- Vis- Vite- Tornillo- 4.5x70mm	40	032; 042; 044; 045	
QKRPP 5x90Zn	Screw- Schraube- Vis- Vite- Tornillo- 5x90mm	48	TPx+015 (016; ...)	
QKRPP6 x120Zn	Screw- Schraube- Vis- Vite- Tornillo- 6x120mm	90	ARx; 010; 011; 012; ...	
QKRPP 8x220 kZnTX	Screw- Schraube- Vis- Vite- Tornillo- 8x220mm	38	RoR1+007 (006; 009; ...)	
KL1	Threaded rod- Gewindestangen- Barre filtée- Asta filettata- Varilla roscada M10	16		2000
KL2	Threaded rod- Gewindestangen- Barre filtée- Asta filettata- Varilla roscada M10	3		899
KL3	Threaded rod- Gewindestangen- Barre filtée- Asta filettata- Varilla roscada M10	5		883
KL4	Threaded rod- Gewindestangen- Barre filtée- Asta filettata- Varilla roscada M10	3		413
KL5	Threaded rod- Gewindestangen- Barre filtée- Asta filettata- Varilla roscada M10	5		407
	Nut- Schraubenmutter- Écrou- Dado- Tuerca- M10mm	16		
	Washer- Dichtscheibe- Joint- Rondella- Arandela- 10x30mm	16		
	Extension nut- Verlängerungsmutter- Écrou rallonge- Dado di prolunga- Tuerca de extensión- JM10	16		
	Top nut- Schweissmutter mit Flansch- Ecrou a souder- Dado a saldare- Tuerca soldable- M10	16		

Pos	SPECIFICATION-STÜCKLISTE-NOMENCLATURE-ELEMENTI-ESPECIFICATIÓN PM70-8239	Pcs	Profile (mm)	Length (mm)
A70-17	Window - Fenster - Fenetre - Finestra-Ventana 1550x2060 Sis2-x Sis1x  Sis1x	2		
A70-47	Window - Fenster - Fenetre - Finestra-Ventana 1550x540 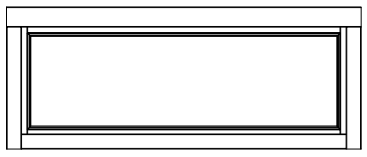	1		
TU70 -36P	Door - Tür - Porte - Porta-Puerta 1580x2100 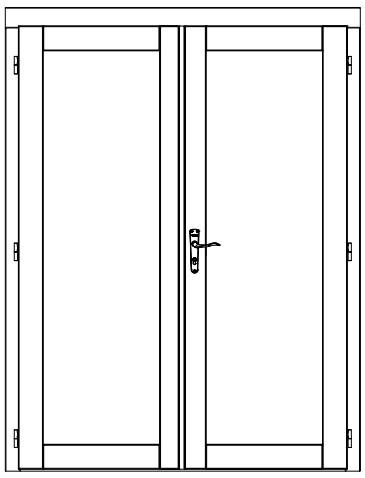 1480x2031mm	1		
U70-72P	Door - Tür - Porte - Porta-Puerta 835x2023 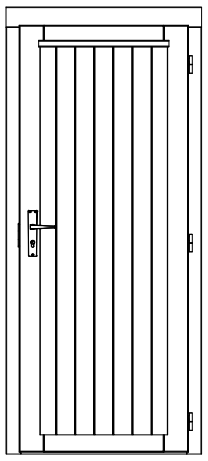 735x1954mm	1		

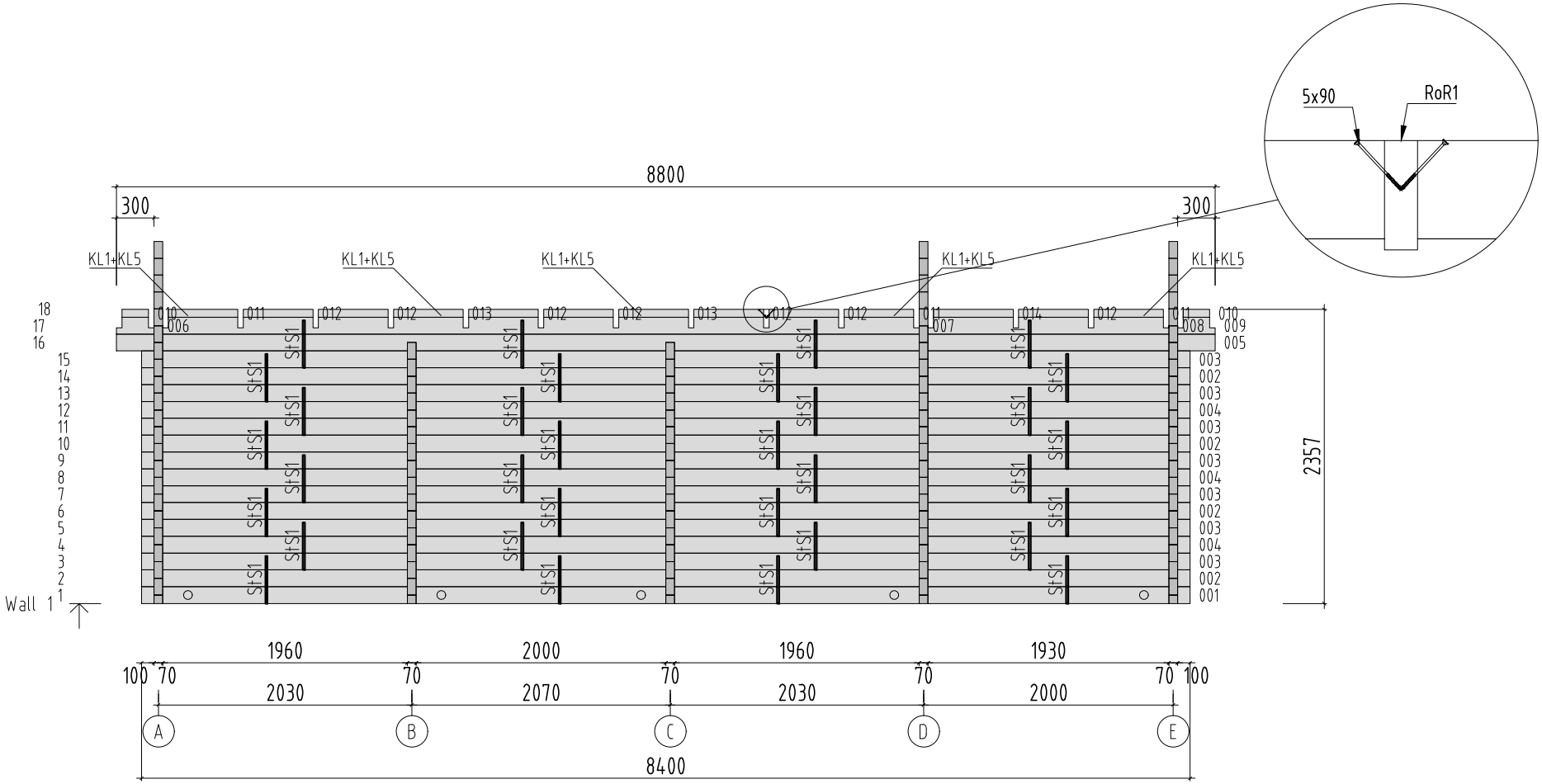

Object name PM70-8239	Drawing WALL 1		Scale 1:50
			Paper A4
Palmako LEMEKS GROUP — AS Palmako, Näituse 25, Tartu 50409, Estonia, tel. +372 73 55 530, fax. +372 73 55 544, www.palmako.com	Customer	Log 70x135	
	Drawn by 862		
	Date 18.09.2019	File T00222.dwg	Page 7

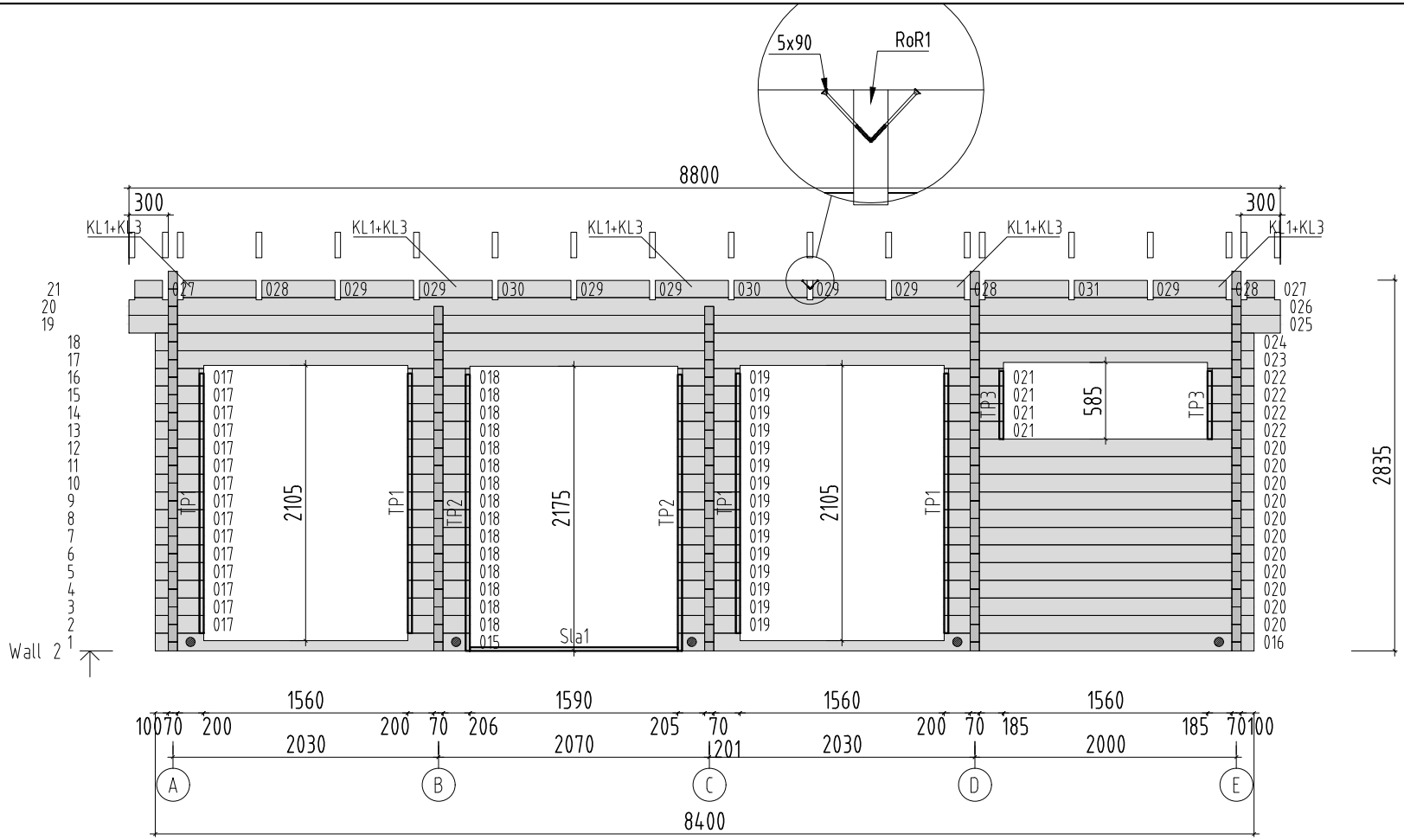

Object name: PM70-8239	Drawing: WALL 2		Scale: 1:50
			Paper: A4
Palmako LEMEKS GROUP — AS Palmako, Näituse 25, Tartu 50409, Estonia, tel. +372 73 55 530, fax. +372 73 55 544, www.palmako.com	Customer	Log: 70x135	
	Drawn by: 862		
	Date: 18.09.2019	File: T00222.dwg	Page: 8

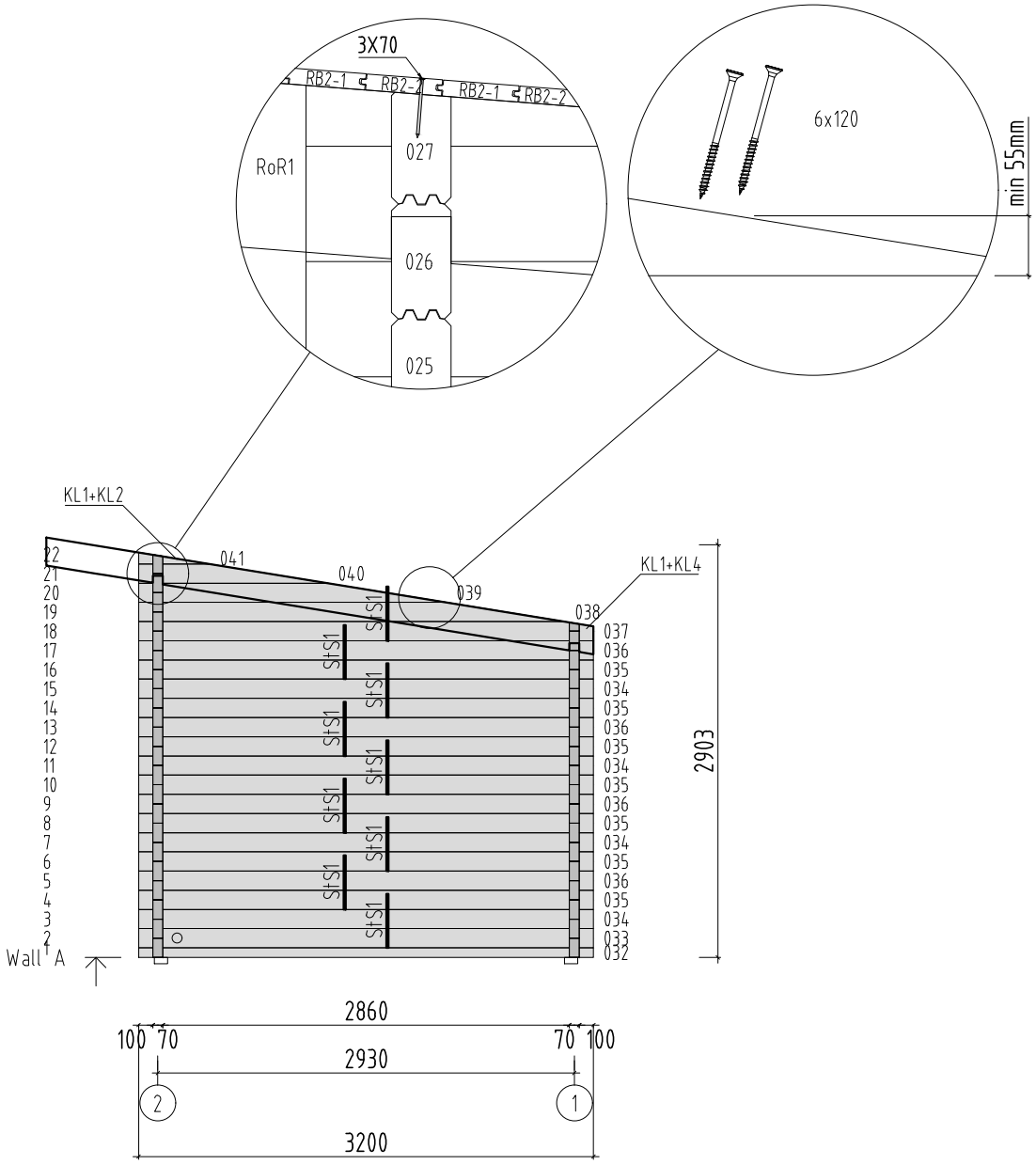

Object name	Drawing	Scale
PM70-8239	WALL A	1:50
		Paper A4

Palmako
LEMEKS GROUP
AS Palmako
Näituse 25, Tartu 50409, Estonia
tel. +372 73 55 530
fax. +372 73 55 544
www.palmako.com

Customer		Log	70x135
Drawn by	862		
Date	18.09.2019	File	T00222.dwg
Page	2		

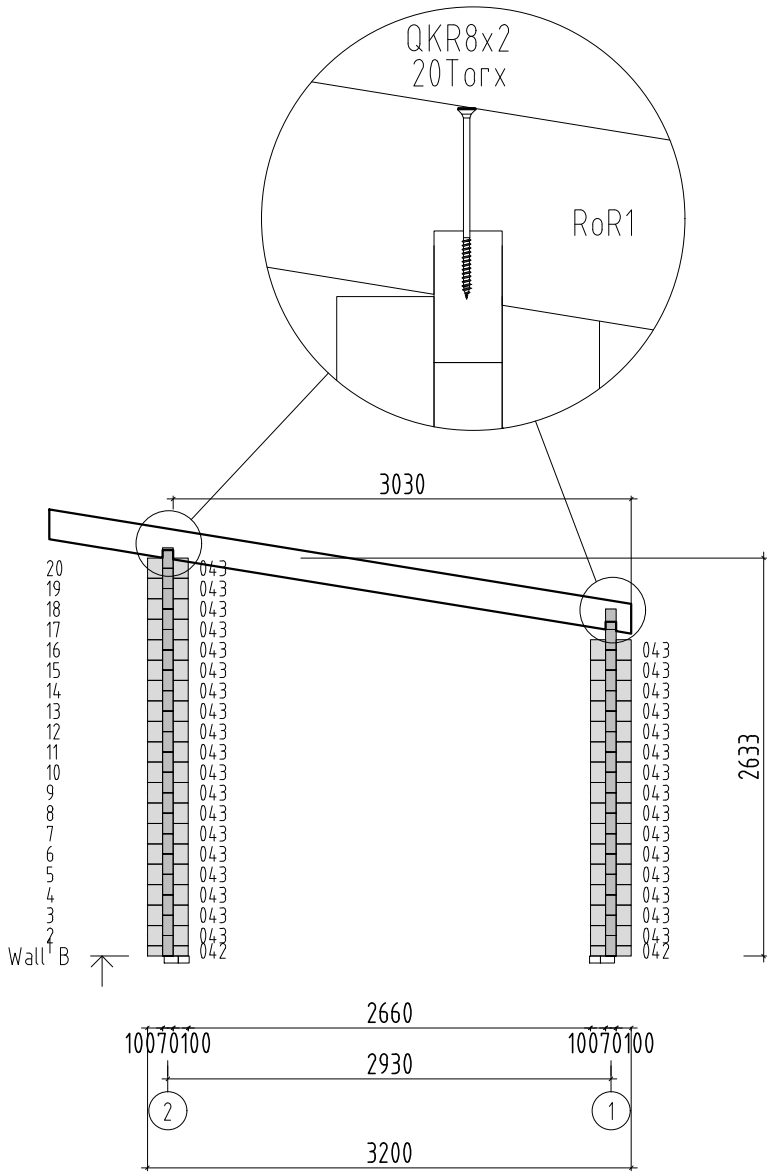

Object name	Drawing	Scale
PM70-8239	WALL B	1:50
		Paper A4

Palmako
LEMEKS GROUP
AS Palmako
Näituse 25, Tartu 50409, Estonia
tel. +372 73 55 530
fax. +372 73 55 544
www.palmako.com

Customer		Log	70x135
Drawn by	862		
Date	18.09.2019	File	T00222.dwg

Page 3

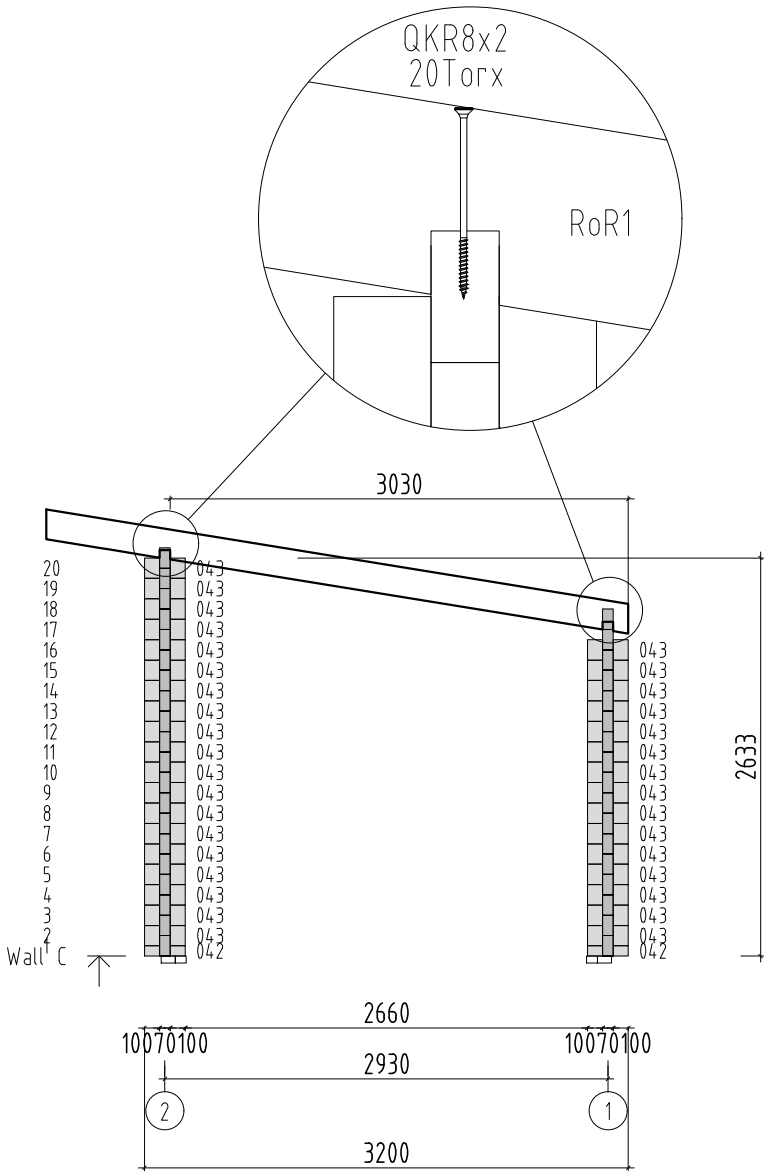

Object name PM70-8239	Drawing WALL C		Scale 1:50 Paper A4
Palmako LEMEKS GROUP AS Palmako Näituse 25, Tartu 50409, Estonia tel. +372 73 55 530 fax. +372 73 55 544 www.palmako.com	Customer	Log 70x135	
	Drawn by 862		
	Date 18.09.2019	File T00222.dwg	Page 4

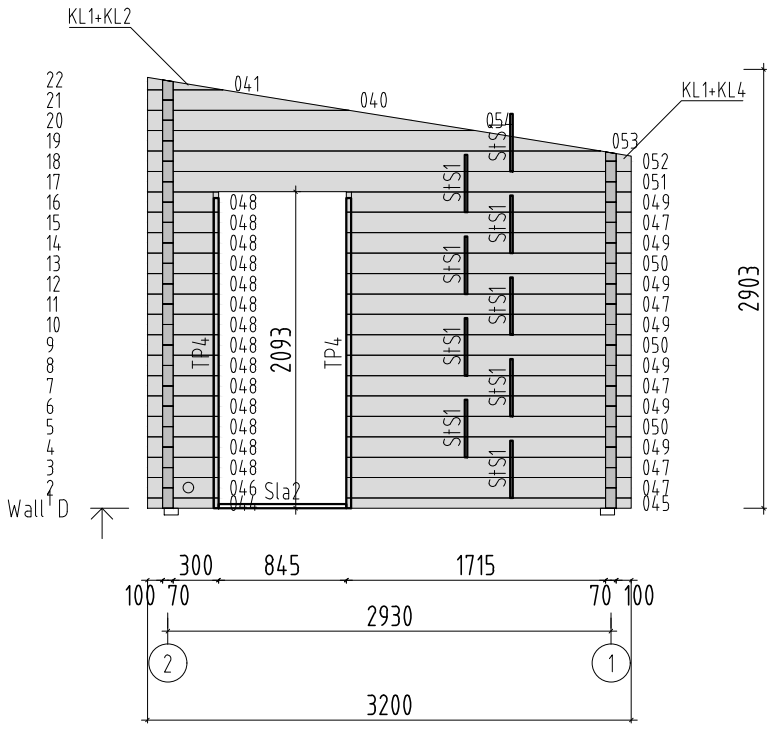

Object name	Drawing	Scale
PM70-8239	WALL D	1:50
		Paper A4

Palmako
LEMEKS GROUP
AS Palmako
Näituse 25, Tartu 50409, Estonia
tel. +372 73 55 530
fax. +372 73 55 544
www.palmako.com

Customer		Log	70x135
Drawn by	862		
Date	18.09.2019	File	T00222.dwg

Page 5

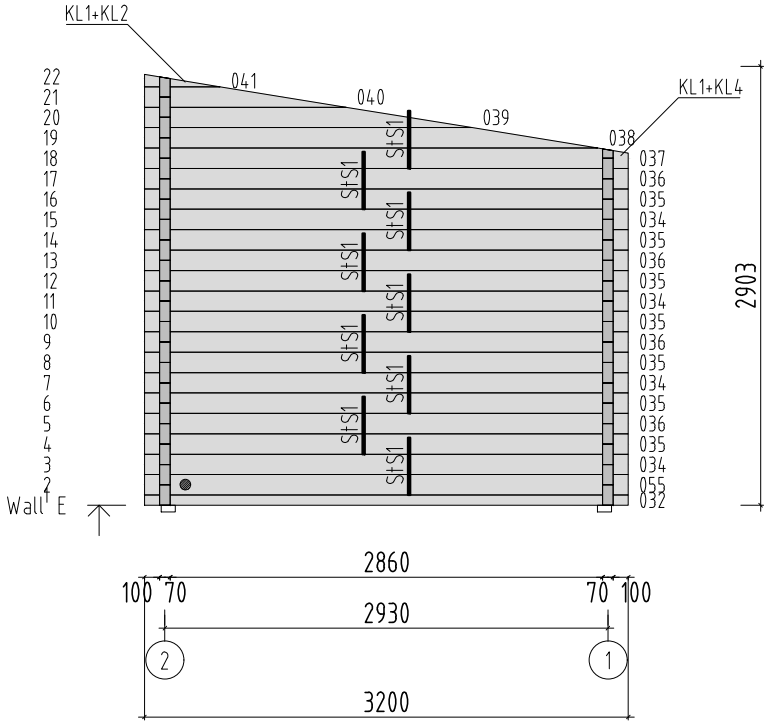

Object name	Drawing	Scale
PM70-8239	WALL E	1:50
		Paper A4

Palmako
LEMEKS GROUP
AS Palmako
Näituse 25, Tartu 50409, Estonia
tel. +372 73 55 530
fax. +372 73 55 544
www.palmako.com

Customer		Log	70x135
Drawn by	862		
Date	18.09.2019	File	T00222.dwg

Page 6

H = 1.700 m
TOTAL: 22.82 m2

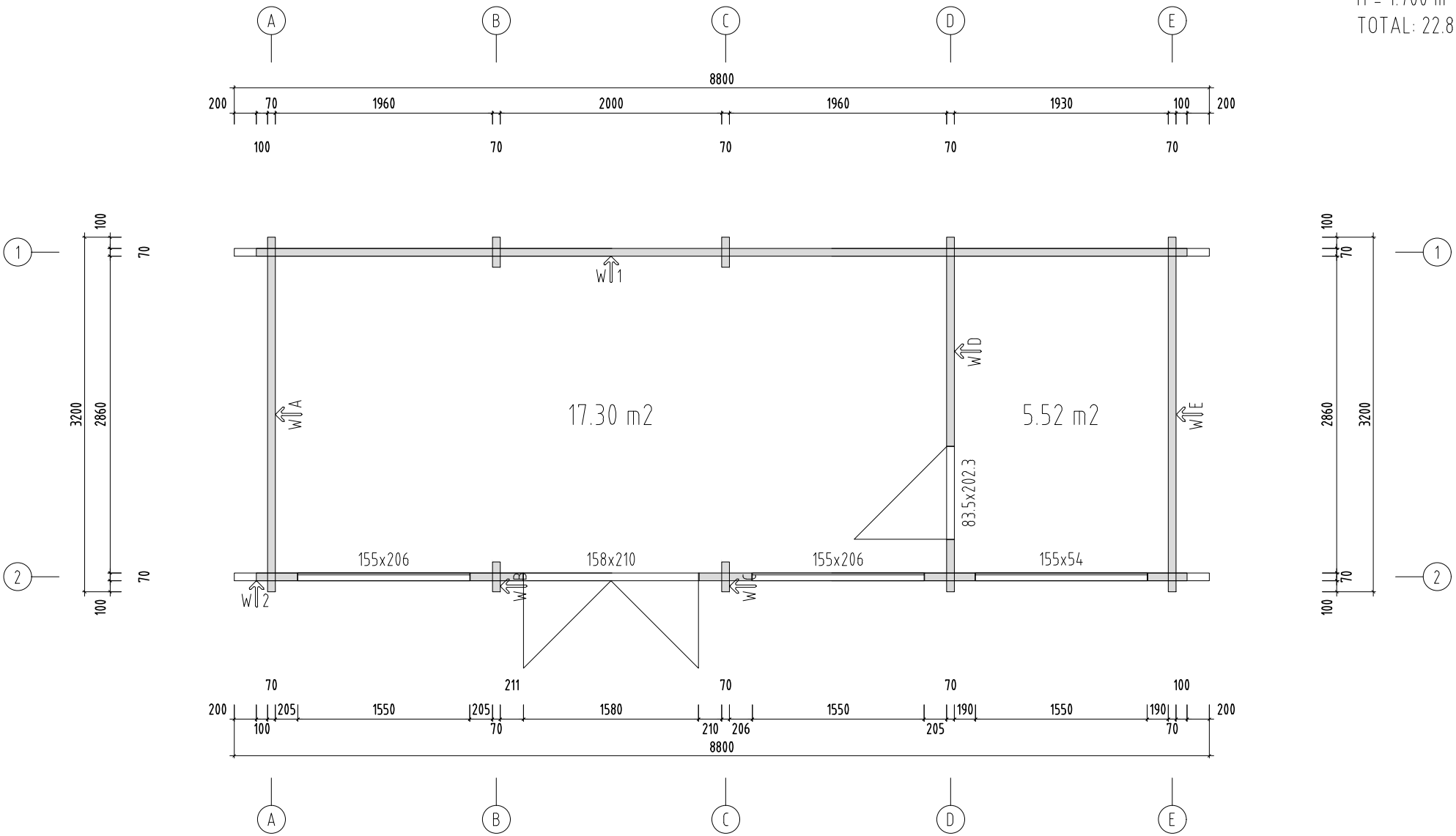

Object name PM70-8239	Drawing		Scale 1:50
			Paper A4
Palmako LEMEKS GROUP — AS Palmako, Näituse 25, Tartu 50409, Estonia, tel. +372 73 55 530, fax. +372 73 55 544, www.palmako.com	Customer	Log 70x135	
	Drawn by 862		
	Date 18.09.2019	File T00222.dwg	Page 1

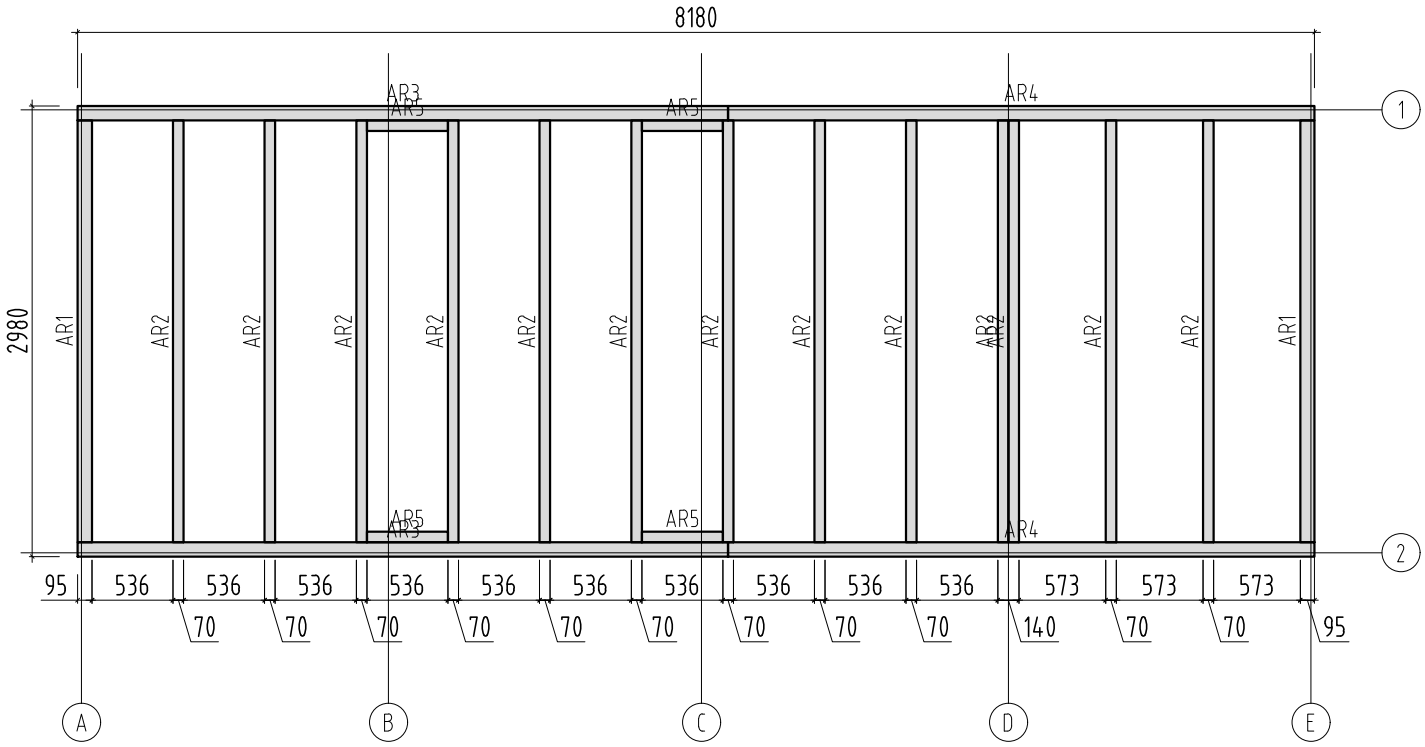

Object name PM70-8239	Drawing Plan Foundation- Fundament- Fondation- Fondazione- Vigas de cimentación		Scale 1:50 Paper A4
Palmako LEMEKS GROUP AS Palmako Näituse 25, Tartu 50409, Estonia tel. +372 73 55 530 fax. +372 73 55 544 www.palmako.com	Customer	Log 70x135	
	Drawn by 862		
	Date 18.09.2019	File T00222.dwg	Page 1



Object name PM70-8239	Drawing Plan Roof board- Dachbrett- Madrier du toit- Tavola tetto- Tabla de tejado		Scale 1:50 Paper A4
Palmako LEMEKS GROUP AS Palmako Näituse 25, Tartu 50409, Estonia tel. +372 73 55 530 fax. +372 73 55 544 www.palmako.com	Customer	Log 70x135	
	Drawn by 862		
	Date 18.09.2019	File T00222.dwg	Page 1



Object name PM70-8239	Drawing Plan Floor board- Fussbodenbrett- Madrier du plancher - Tavola pavimento- Tabla de suelo		Scale 1:50 Paper A4
Palmako LEMEKS GROUP AS Palmako Näituse 25, Tartu 50409, Estonia tel. +372 73 55 530 fax. +372 73 55 544 www.palmako.com	Customer	Log 70x135	
	Drawn by 862		
	Date 18.09.2019	File T00222.dwg	Page 1

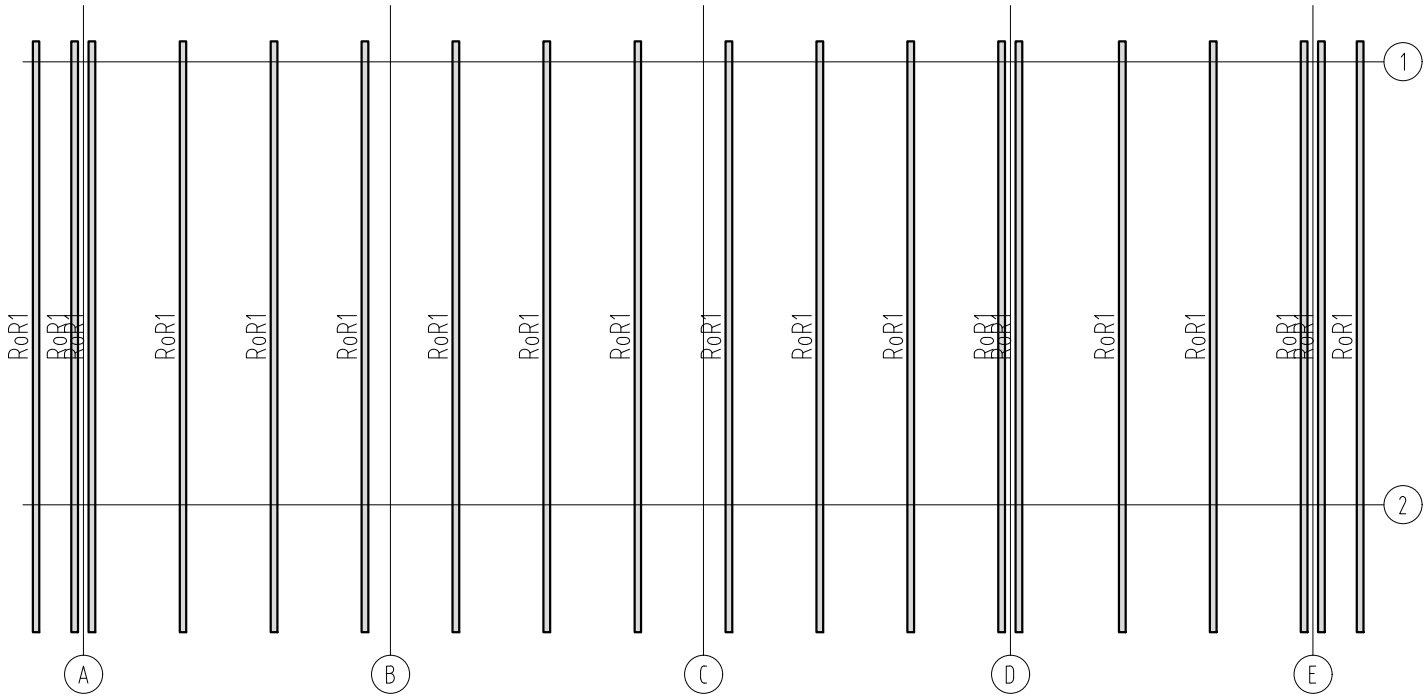

Object name PM70-8239	Drawing Plan Rafter- Sparre- Chevron- Trave- Cabrio		Scale 1:50
			Paper A4
Palmako LEMEKS GROUP — AS Palmako, Näituse 25, Tartu 50409, Estonia, tel. +372 73 55 530, fax. +372 73 55 544, www.palmako.com	Customer	Log 70x135	
	Drawn by 862		
	Date 18.09.2019	File T00222.dwg	Page 1