

Installation manual

Montageanleitung • Notice de montage • Istruzioni per il montaggio • Manual de montaje • Monteringsanvisning •
Installatiegids • Montážní návod • Asennusohje • Installationsmanual • Paigaldusjuhend

Log cabin PM70-6436

Blockhaus • Maisonnette en poutres • Casa di travi • Casa de jardin • Anneks • Tuinhuis • Zahradní domek •
Timmerstuga • Hirsimökki • Palkmaja

Width 640 x Depth 360 cm

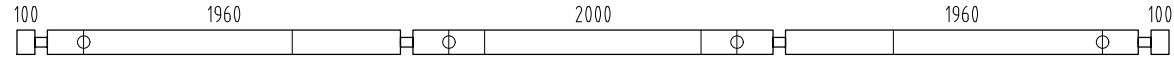
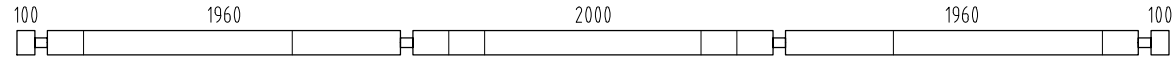
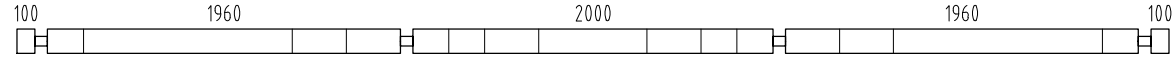
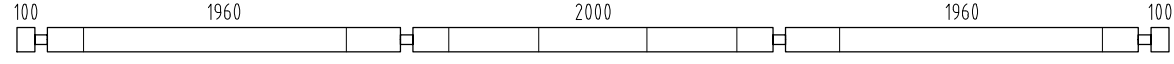
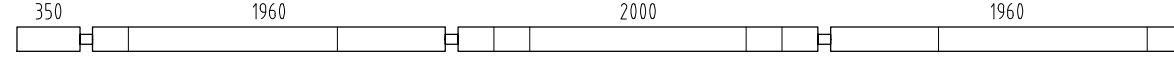
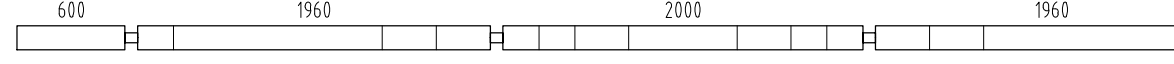
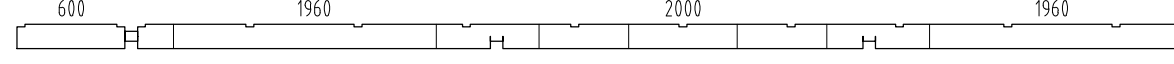


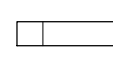
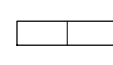
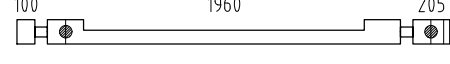
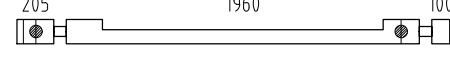


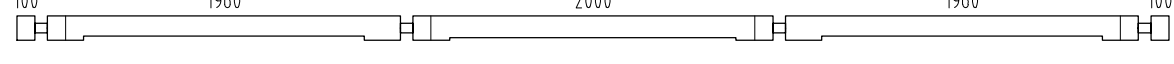


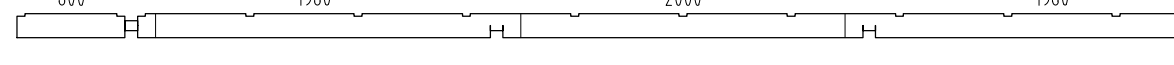






Breite/Tiefe • Largeur/Profondeur • Lunghezza/Profondità • Ancho/Profundidad • Bredde/Dybde • Breedte/Diepte
• Šířka/Hloubka • Leveys/Pituus • Bredd/Längd • Laius/pikkus

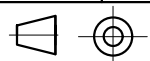
Log thickness 70 mm

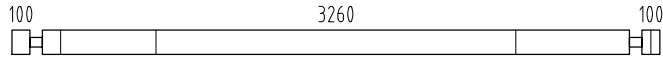
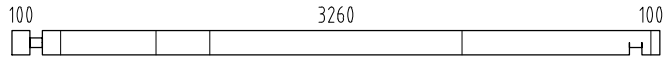


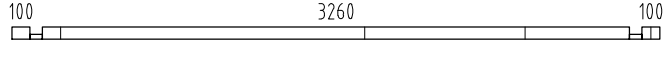


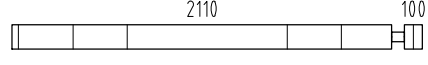


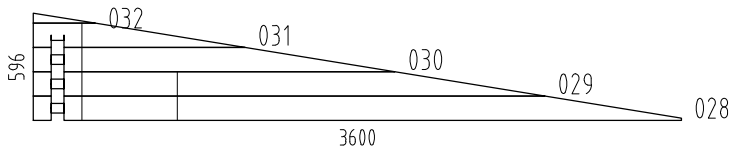
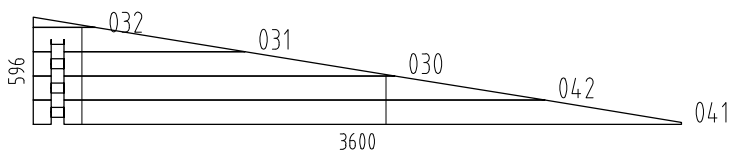











Bohlenstärke • Épaisseur des murs • Spessore delle pareti • Grosor de pared • Tykkelse • Wanddicke • Tloušťka
stěny • Seinän paksuus • Väggtjocklek • Seinapaksus

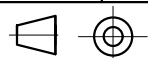


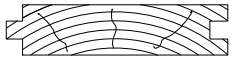
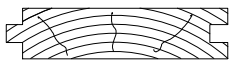

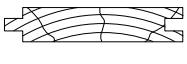



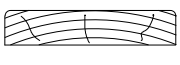
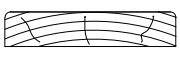

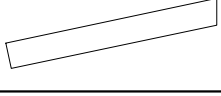
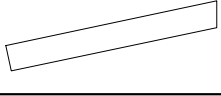



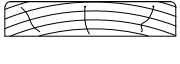



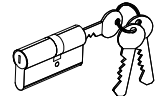



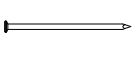
The producer shall have the right to make technical changes to the product • Technische Änderungen vorbehalten • Le
producteur réserve le droit d'effectuer des modifications techniques au produit • Il produttore mantiene il diritto di apportare
modifiche tecniche al prodotto • Reservado el derecho a modificaciones técnicas • Produsent forbeholder seg retten til å endre
tekniske egenskaper ved produktet • Alle rechten en technische wijzigingen voorbehouden • Výrobce si vyhrazuje právo na
technické změny výrobku • Valmistaja pidättää oikeuden tehdä tuotteeseen teknisiä muutoksia • Tillverkaren har rätt att utföra
tekniska förändringar för produkten • Tootja jätab endale õiguse muuta toote tehnilisi omadusi

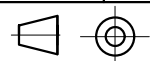
Pos	SPECIFICATION-STÜCKLISTE-NOMENCLATURE-ELEMENTI-ESPECIFICACIÓN PM70-6248	Pcs	Profile (mm)	Length (mm)
001		1	70x135	6400
002		3	70x135	6400
003		6	70x135	6400
004		3	70x135	6400
005		1	70x135	6900
006		1	70x135	7400
007		1	70x135	7400
008		2	70x133	512
009		6	70x133	558
010		2	70x133	558
011		2	70x133	558
012		1	70x135	2405
013		1	70x135	2405
014		45	70x135	370
015		30	70x135	475
016		1	70x135	6400
017		1	70x135	6900
018		1	70x135	7400
019		1	70x135	7400
020		2	70x132	512
021		10	70x132	558
022		1	70x68	3600
023		1	70x135	3600
024		7	70x135	3600
025		4	70x135	3600

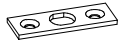










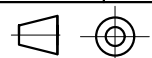
Pos	SPECIFICATION-STÜCKLISTE-NOMENCLATURE-ELEMENTI-ESPECIFICACIÓN PM70-6248	Pcs	Profile (mm)	Length (mm)
026		3	70x135	3600
027		1	70x135	3600
033		4	70x68	270
034		68	70x135	270
035		1	70x68	3600
036		1	70x135	370
037		4	70x135	2280
038		7	70x135	2280
039		4	70x135	2280
040		1	70x135	2280
WA-1		1		
WD-1		1		
AR1	Foundation- Fundament- Fondation- Fondazione- Vigas de cimentación 	2	95x45	3240
AR2	Foundation- Fundament- Fondation- Fondazione- Vigas de cimentación 	9	70x45	3240
AR3	Foundation- Fundament- Fondation- Fondazione- Vigas de cimentación 	4	70x45	3090
AR4	Foundation- Fundament- Fondation- Fondazione- Vigas de cimentación 	4	70x45	530
RoR1	Rafter- Sparre- Chevron- Trave- Cabrio 	15	44x195	4844
Sla1	Slat- Leiste- Baguette- Listello- Listón 	1	28x70	1590
StS1	Stabilizing stick- Stabilisierungsstock- Baton équilibrant- Bastone stabilizzatore- Palo estabilizador 	60	16x16	380
StS2	Stabilizing stick- Stabilisierungsstock- Baton équilibrant- Bastone stabilizzatore- Palo estabilizador 	4	16x16	350
StS3	Stabilizing stick- Stabilisierungsstock- Baton équilibrant- Bastone stabilizzatore- Palo estabilizador 	4	16x16	310
TP2	Tender post- Tenderleiste- T-poste- Rinforzo- Refuerzo 	4	32x40	2100
TP1	Tender post- Tenderleiste- T-poste- Rinforzo- Refuerzo 	4	32x40	1960



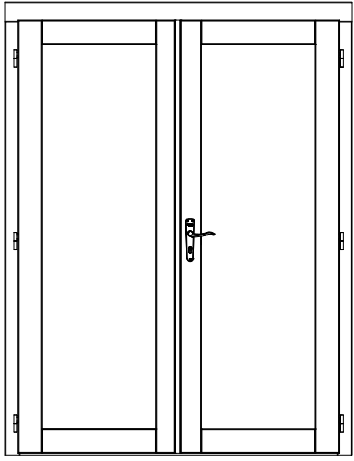



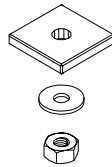
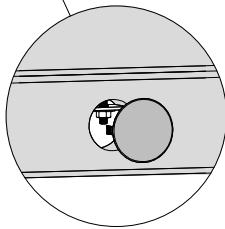
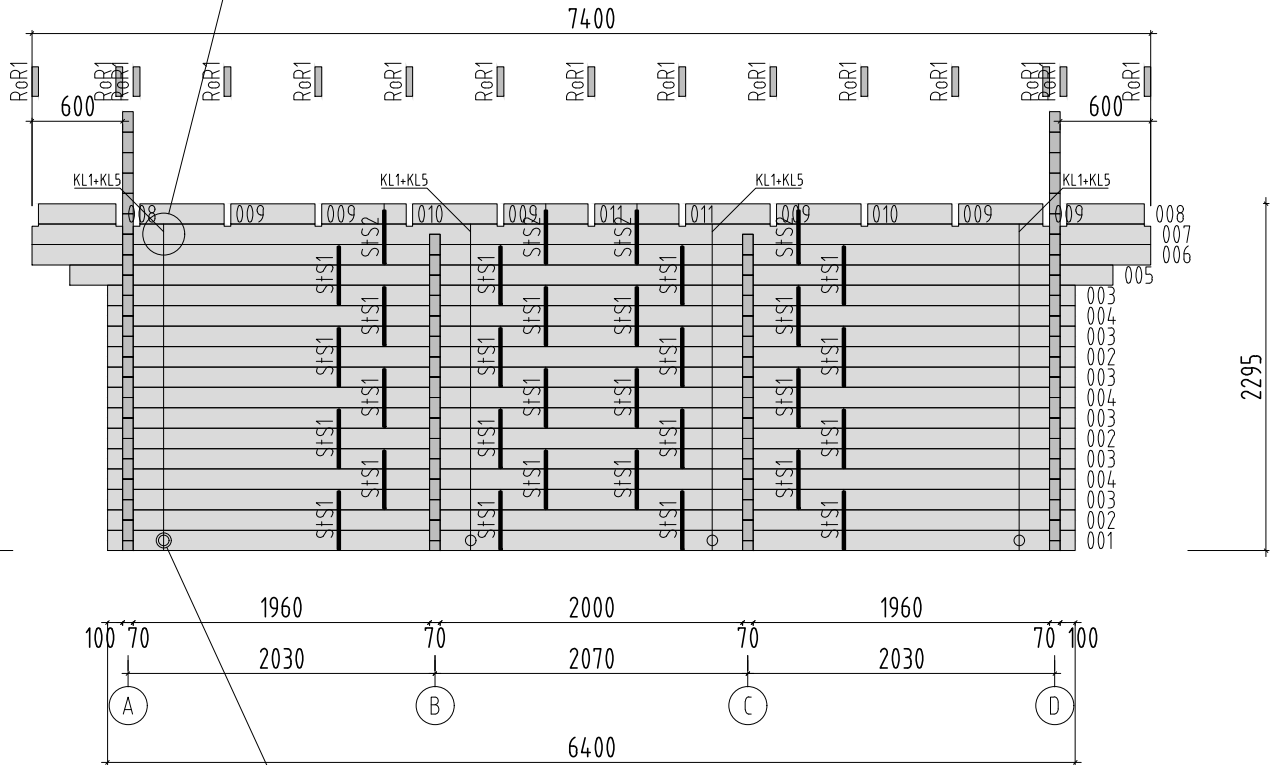
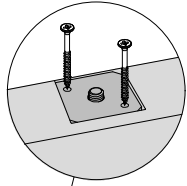
Pos	SPECIFICATION-STÜCKLISTE-NOMENCLATURE-ELEMENTI-ESPECIFICACIÓN PM70-6248		Pcs	Profile (mm)	Length (mm)
FB3-1	Floor board- Fussbodenbrett- Madrier du plancher - Tavola pavimento- Tabla de suelo		29	114x28	4228
FB3-2	Floor board- Fussbodenbrett- Madrier du plancher - Tavola pavimento- Tabla de suelo		29	114x28	1827
RB2-1	Roof board- Dachbrett- Madrier du toit- Tavola tetto- Tabla de tejado		55	89x19	4900
RB2-2	Roof board- Dachbrett- Madrier du toit- Tavola tetto- Tabla de tejado		55	89x19	2500
FIB3-1	Floor beading- Fussbodenleiste- Baguette du plancher- Listello pavimento- Listón de suelo			19x45	19
EaE6-1	Eave edging- Dachrandbrett- Madrier en bordure du toit- Tavola bordo tetto- Tabla de valadizo		2	19x120	3140
EaE6-2	Eave edging- Dachrandbrett- Madrier en bordure du toit- Tavola bordo tetto- Tabla de valadizo		4	19x120	3740
EaE6-3	Eave edging- Dachrandbrett- Madrier en bordure du toit- Tavola bordo tetto- Tabla de valadizo		2	19x120	4340
EaE5-1	Eave edging- Dachrandbrett- Madrier en bordure du toit- Tavola bordo tetto- Tabla de valadizo		2	19x95	3140
EaE5-2	Eave edging- Dachrandbrett- Madrier en bordure du toit- Tavola bordo tetto- Tabla de valadizo		2	19x95	4340
FaB7-1	Facia board- Giebelblende- Écran frontal- Schermo frontone- Tabla de facia		4	19x120	4832
FaB6-1	Facia board- Giebelblende- Écran frontal- Schermo frontone- Tabla de facia		2	19x95	4827
Sis1-1	Side slat- Randleiste- Baguette en bordure- Listón de borde- Listello bordo		2	19x70	904
Sis1-2	Side slat- Randleiste- Baguette en bordure- Listón de borde- Listello bordo		4	19x70	1510
Sis1-3	Side slat- Randleiste- Baguette en bordure- Listón de borde- Listello bordo		8	19x70	2200
Sis1-4	Side slat- Randleiste- Baguette en bordure- Listón de borde- Listello bordo		4	19x70	2230
Sis2-1	Side slat- Randleiste- Baguette en bordure- Listón de borde- Listello bordo		2	19x95	1044
Sis2-2	Side slat- Randleiste- Baguette en bordure- Listón de borde- Listello bordo		4	19x95	1650
Fim	-Fixing kit- Befestigungsset- Moyens de fixation- Materiale di fissaggio- Kit de fijación		1	USE	
QKA85	Covering cap - Abdeckkappe - Couvercle - Copertura- Cubierta		10	001; 012; 013; 023; 036	
QULSI 30x35	Cylinder- Zylinderschloss- Serrure a mortaiser- Serratura a cilindro- Bombin- 30.35		1	TU70-36P	
QLIU KAPal	Door fittings- Türbeschlag- Ferrure- Ferramenta porta- Manilla puerta- QLIUKAPal		1	TU70-36P	
QRV1 60Zn	Keeper- Schliessblech- Tole- Lamiera- Aldaba de candado- 160Zn		1	TU70-36P	
QNA1 4x40Me	Nail- Nagel- Clou- Chiodo- Clavo- 1.4x40mm		50	FIB3-1	
QNA3 x70Zn	Nail- Nagel- Clou- Chiodo- Clavo- 3x70mm		1300	FB3-x; RB2-x	



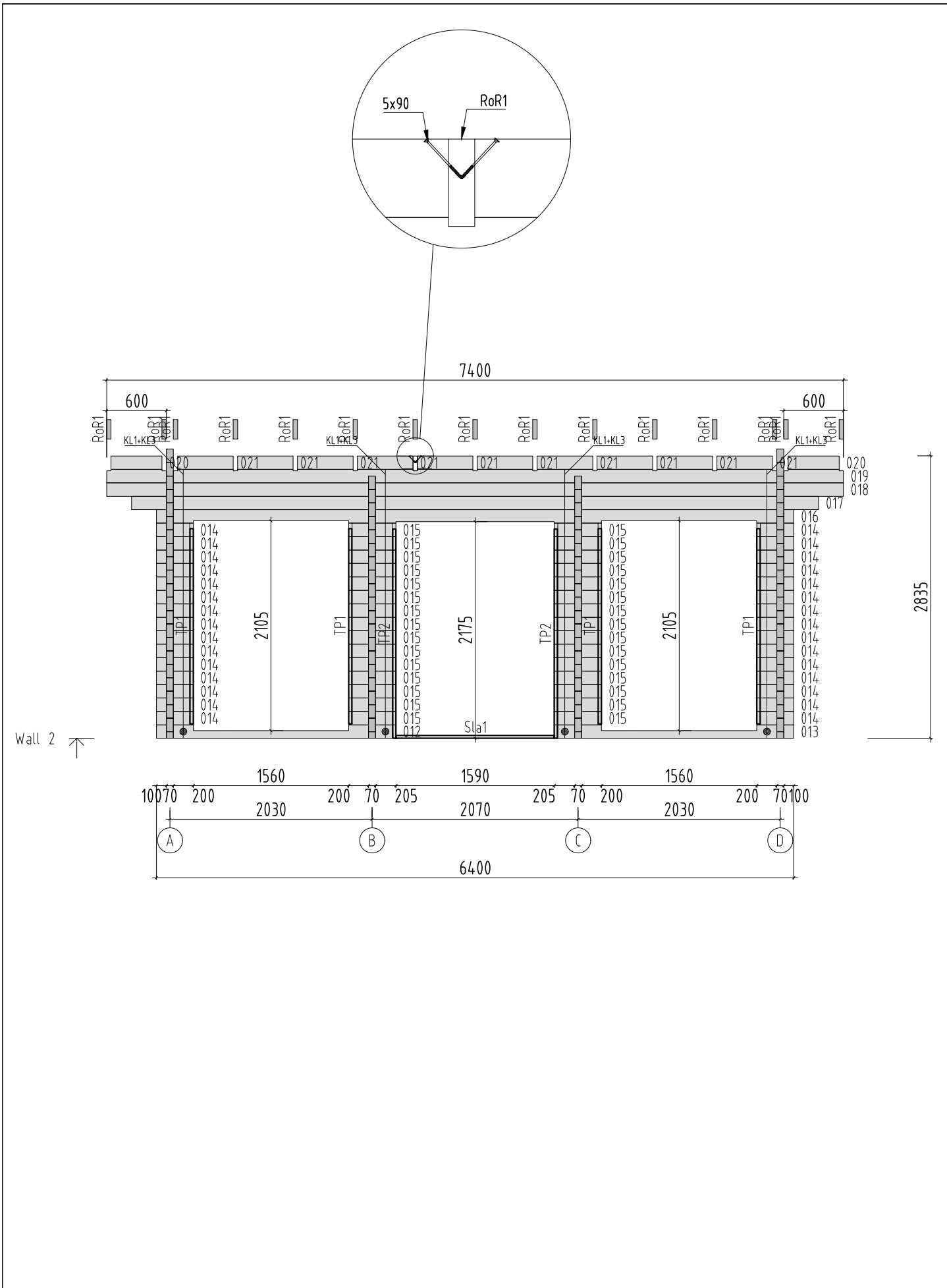
Pos	SPECIFICATION-STÜCKLISTE-NOMENCLATURE-ELEMENTI-ESPECIFICACIÓN PM70-6248	Pcs	Profile (mm)	Length (mm)
QKRPP 3x16Zn	Screw- Schraube- Vis- Vite- Tornillo- 3x16mm	2		
QKRPP4 _5x50Zn	Screw- Schraube- Vis- Vite- Tornillo- 4.5x50mm	360	Sisx-x; EaE; FaBx-1 	
QKRPP4 _5x70Zn	Screw- Schraube- Vis- Vite- Tornillo- 4.5x70mm	20	022; 033; 035	
QKRPP 5x90Zn	Screw- Schraube- Vis- Vite- Tornillo- 5x90mm	40	TPx+012 (013; 036); 008; 009; 010; 011; ...	
QKRPP6 x120Zn	Screw- Schraube- Vis- Vite- Tornillo- 6x120mm	60	ARx	
QKRPP6 x180Zn	Screw- Schraube- Vis- Vite- Tornillo- 6x180mm	24	028; 029; 030; 031; 032; 041; 042	
QKRPP 8x220 kZnTX	Screw- Schraube- Vis- Vite- Tornillo- 8x220mm	30	RoR1 + 007 (019)	
QSE50 x50Zn	Washer- Dichtscheibe- Joint- Rondella- Arandela- 50x50x4mm EM NKS40504	10	001; 012; 013; 023; 036	
QLIA	Window fittings- Fenstergriff- Poigne de la fenêtre- Maniglia finestra- Manilla (ventana)	2	A70-29A	
KL1	Threaded rod- Gewindestangen- Barre fileté- Asta filettata- Varilla roscada M10	12		2000
KL2	Threaded rod- Gewindestangen- Barre fileté- Asta filettata- Varilla roscada M10	2		670
KL3	Threaded rod- Gewindestangen- Barre fileté- Asta filettata- Varilla roscada M10	4		640
KL4	Threaded rod- Gewindestangen- Barre fileté- Asta filettata- Varilla roscada M10	2		280
KL5	Threaded rod- Gewindestangen- Barre fileté- Asta filettata- Varilla roscada M10	4		110
	Nut- Schraubenmutter- Écrou- Dado- Tuerca- M10mm	12		
	Washer- Dichtscheibe- Joint- Rondella- Arandela- 10x30mm	12		
	Extension nut- Verlängerungsmutter- Écrou rallonge- Dado di prolunga- Tuerca de extensión- JM10	12		
	Top nut- Schweissmutter mit Flansch- Ecrou a souder- Dado a saldare- Tuerca soldable- M10	12		
A70-17	Window - Fenster - Fenetre - Finestra-Ventana 1550x2060 	2		



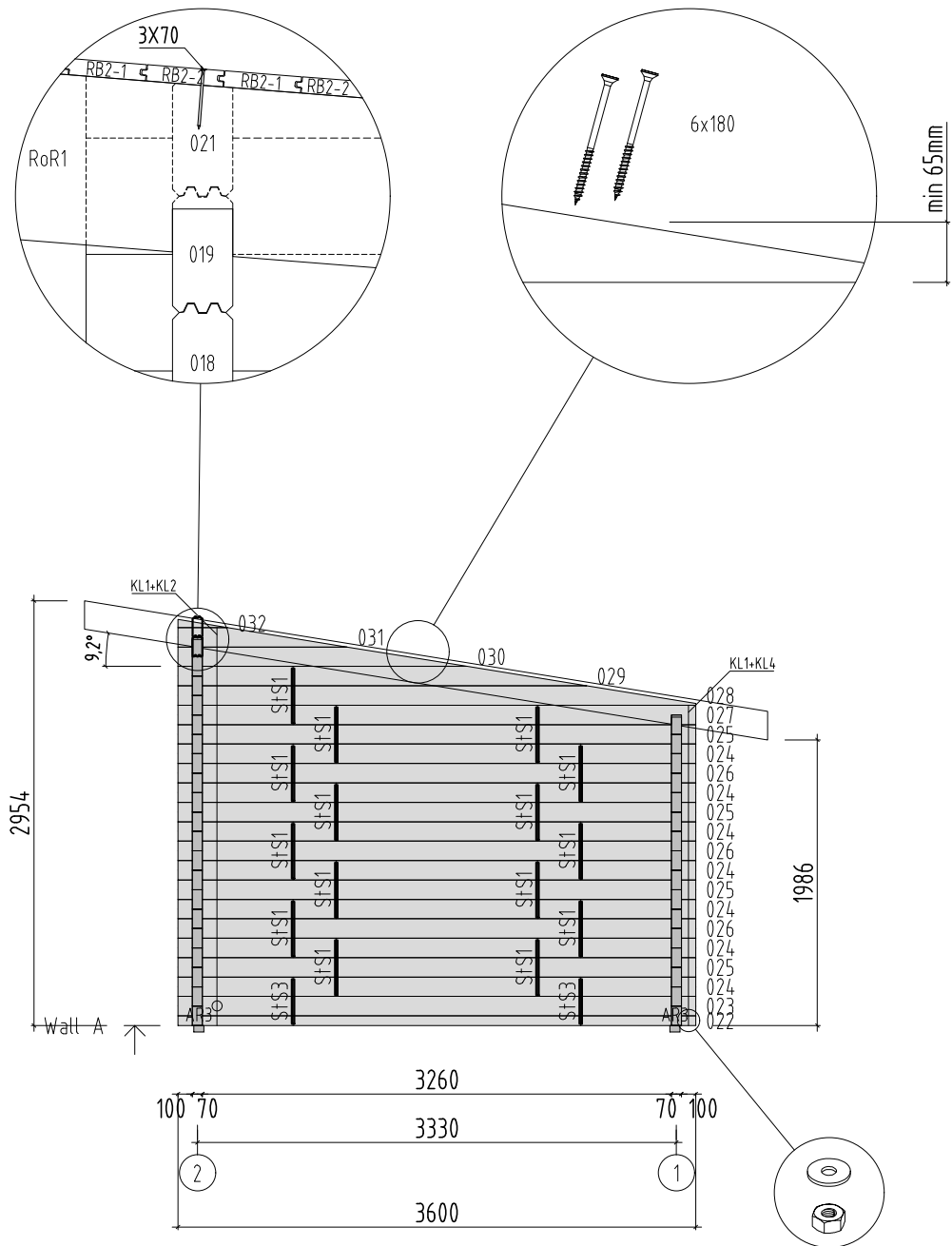
Pos	SPECIFICATION-STÜCKLISTE-NOMENCLATURE-ELEMENTI-ESPECIFICACIÓN PM70-6248	Pcs	Profile (mm)	Length (mm)
A70-29A	<p data-bbox="621 181 1388 219">Window - Fenster - Fenetre - Finestra-Ventana 940x2100</p> <div style="display: flex; align-items: center; justify-content: center;"> <div style="text-align: center;">  <p data-bbox="804 267 898 299">Sis2-x</p> <p data-bbox="714 483 745 557" style="writing-mode: vertical-rl; transform: rotate(180deg);">Sis1x</p> <p data-bbox="804 759 898 792">Sis1x</p> </div> <div style="margin: 0 20px;">  <p data-bbox="1079 388 1199 418">824x1984mm</p> </div> </div>	1		
TU70-36P	<p data-bbox="703 834 1304 872">Door - Tür - Porte - Porta-Puerta 1580x2100</p> <div style="display: flex; align-items: center; justify-content: center;"> <div style="text-align: center;">  </div> <div style="margin: 0 20px;">  <p data-bbox="1161 1050 1316 1080">1480x2031mm</p> </div> </div>	1		



Object name PM70-6248	Drawing WALL 1	Scale 1:50	
		Paper A4	
Palmako AS Palmako Näituse 25, Tartu 50409, Estonia tel. +372 73 55 530 fax. +372 73 55 544 www.palmako.com	Customer Palmako	Log 70x135	
	Drawn by 350		
	Date 16.06.2021	File Heidi_19.7.dwg	Page 6



Object name PM70-6248	Drawing WALL 2	Scale 1:50
		Paper A4
Palmako AS Palmako Näituse 25, Tartu 50409, Estonia tel. +372 73 55 530 fax. +372 73 55 544 www.palmako.com	Customer Palmako	Log 70x135
	Drawn by 350	
	Date 18.09.2019	File Heidi_19.7.dwg
		Page 7



Object name
PM70-6248

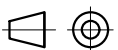
Drawing
WALL A

Scale 1:50
Paper A4

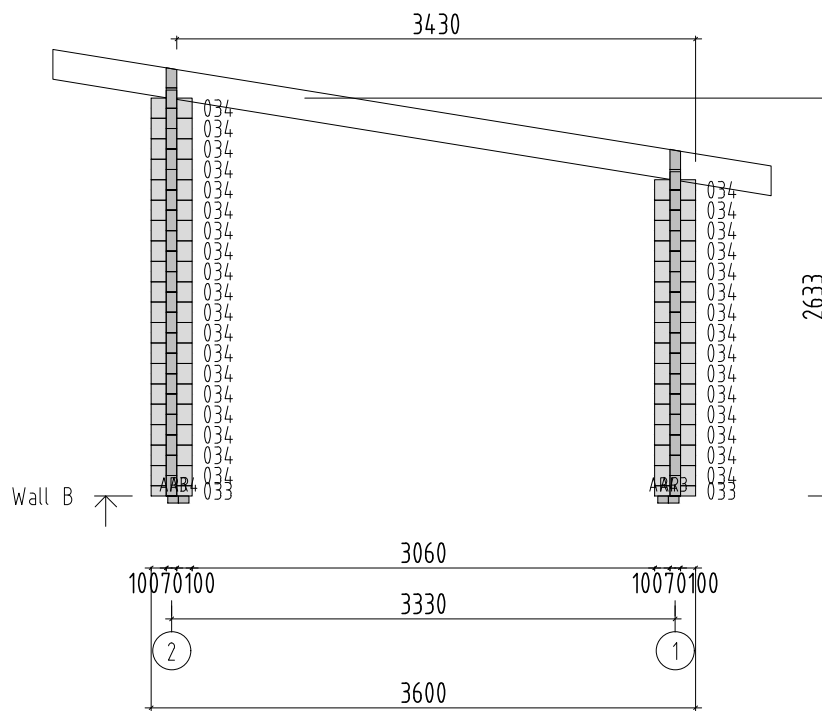
Palmako
LEMEKS GROUP

AS Palmako
Näituse 25, Tartu 50409, Estonia
tel. +372 73 55 530
fax. +372 73 55 544
www.palmako.com

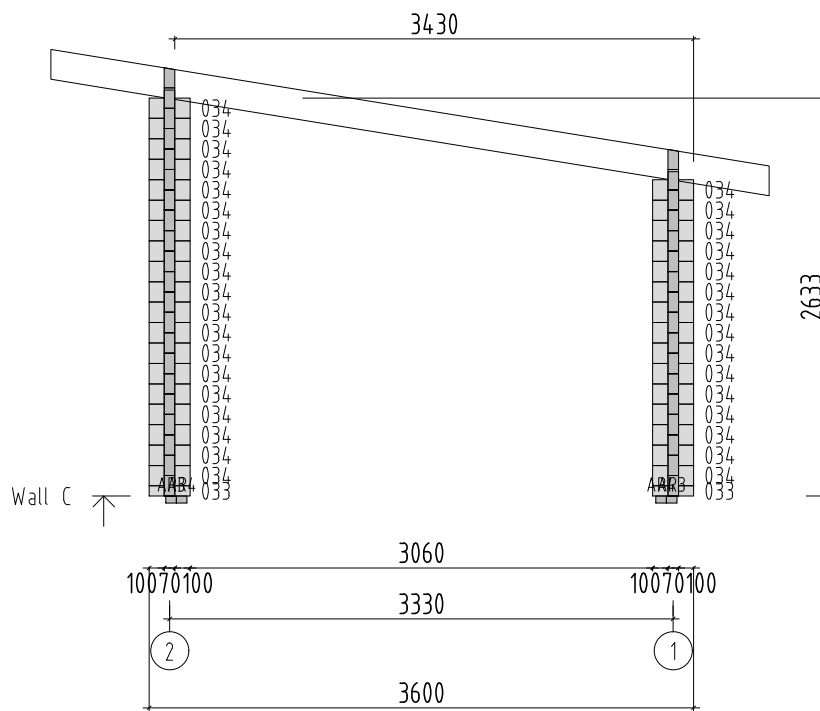
Customer	Palmako	Log	70x135
Drawn by	350		
Date	16.06.2021	File	Heidi_19.7.dwg



Page 2



Object name PM70-6248	Drawing WALL B		Scale 1:50
			Paper A4
Palmako AS Palmako Näituse 25, Tartu 50409, Estonia tel. +372 73 55 530 fax. +372 73 55 544 www.palmako.com	Customer Palmako	Log 70x135	
	Drawn by 350		
	Date 18.09.2019	File Heidi_19.7.dwg	Page 3



Object name
PM70-6248

Drawing
WALL C

Scale 1:50
Paper A4

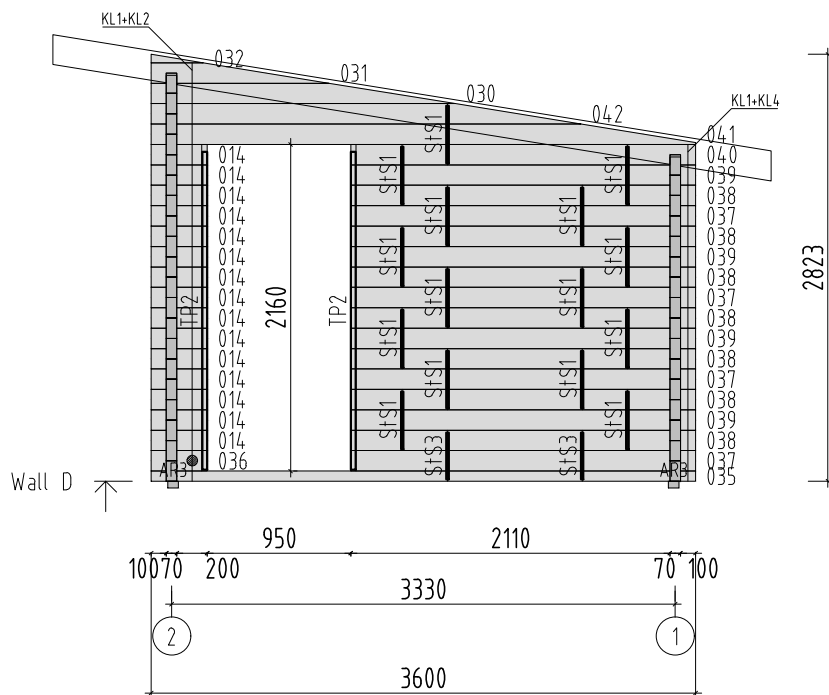
Palmako
LEMEKS GROUP

AS Palmako
Näituse 25, Tartu 50409, Estonia
tel. +372 73 55 530
fax. +372 73 55 544
www.palmako.com

Customer	Palmako	Log	70x135
Drawn by	350		
Date	18.09.2019	File	Heidi_19.7.dwg



Page 4



Object name
PM70-6248

Drawing
WALL D

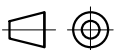
Scale 1:50
Paper A4

Palmako
LEMEKS GROUP

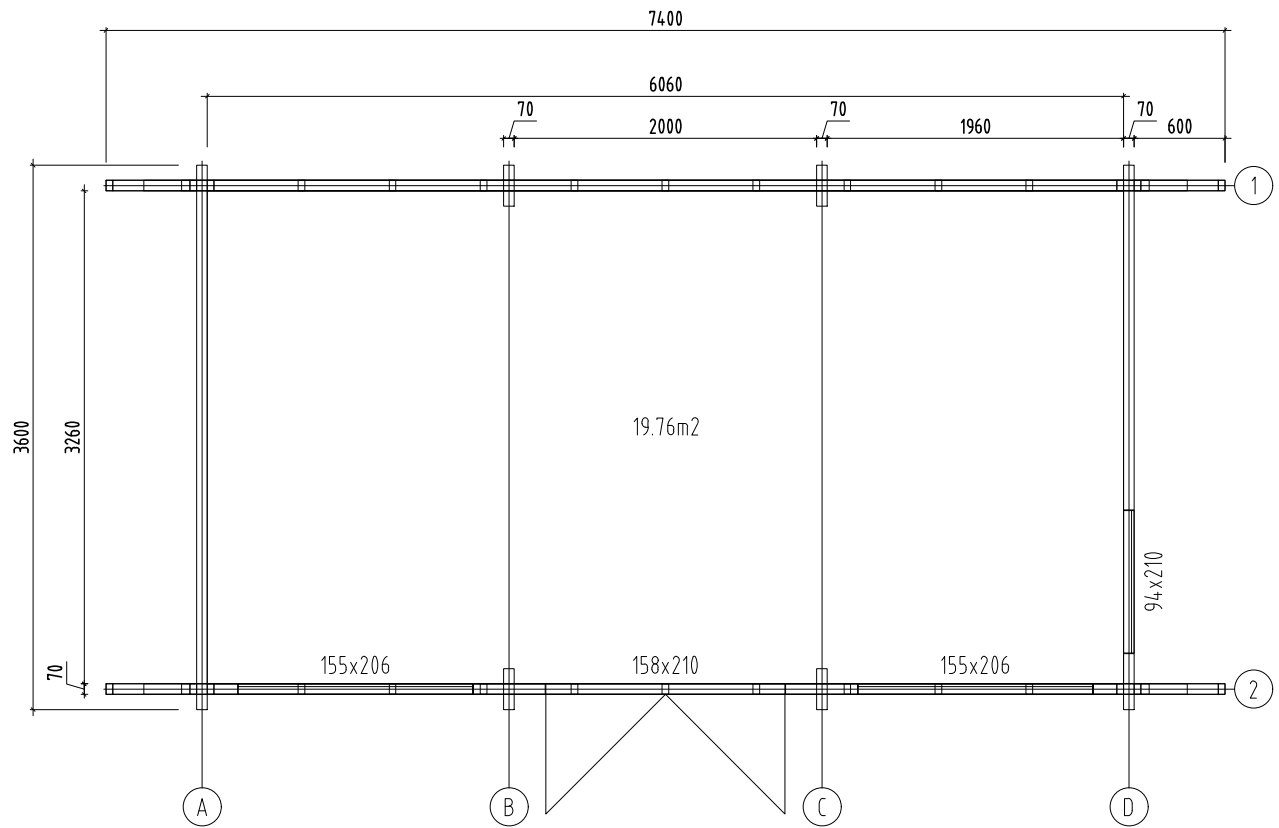
AS Palmako
Näituse 25, Tartu 50409, Estonia
tel. +372 73 55 530
fax. +372 73 55 544
www.palmako.com

Customer Palmako
Drawn by 350
Date 18.09.2019

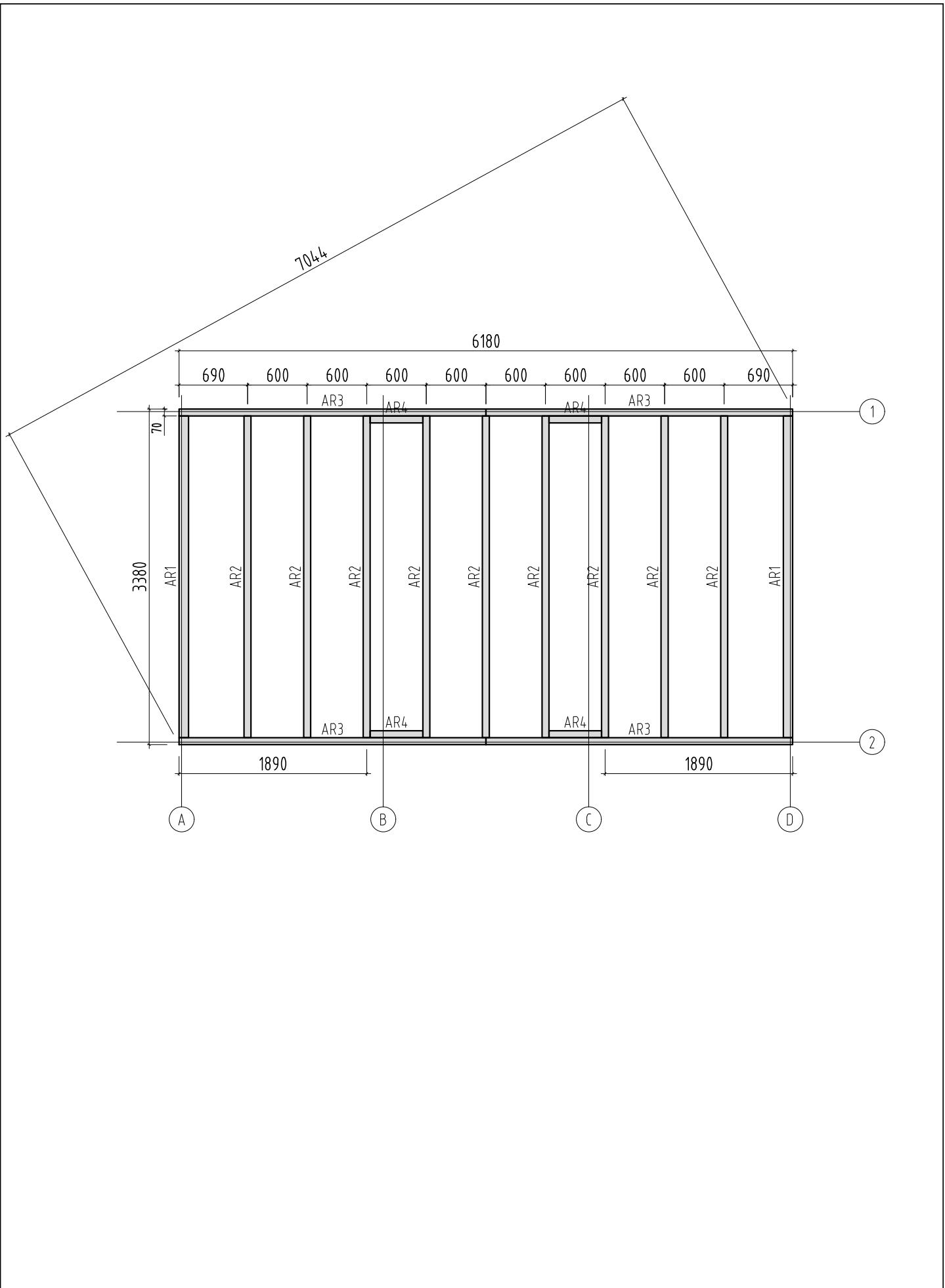
Log 70x135
File Heidi_19.7.dwg




Page 5




Object name "PM70-175"	Drawing Plan		Scale 1:50
			Paper A4
Palmako <small>AS Palmako Näituse 25, Tartu 50409, Estonia tel. +372 73 55 530 fax. +372 73 55 544 www.palmako.com</small>	Customer Palmako	Log 70x135	
	Drawn by Meelis Piirisalu		
	Date 06.05.2019	File Heidi_19.7.dwg	Page 1



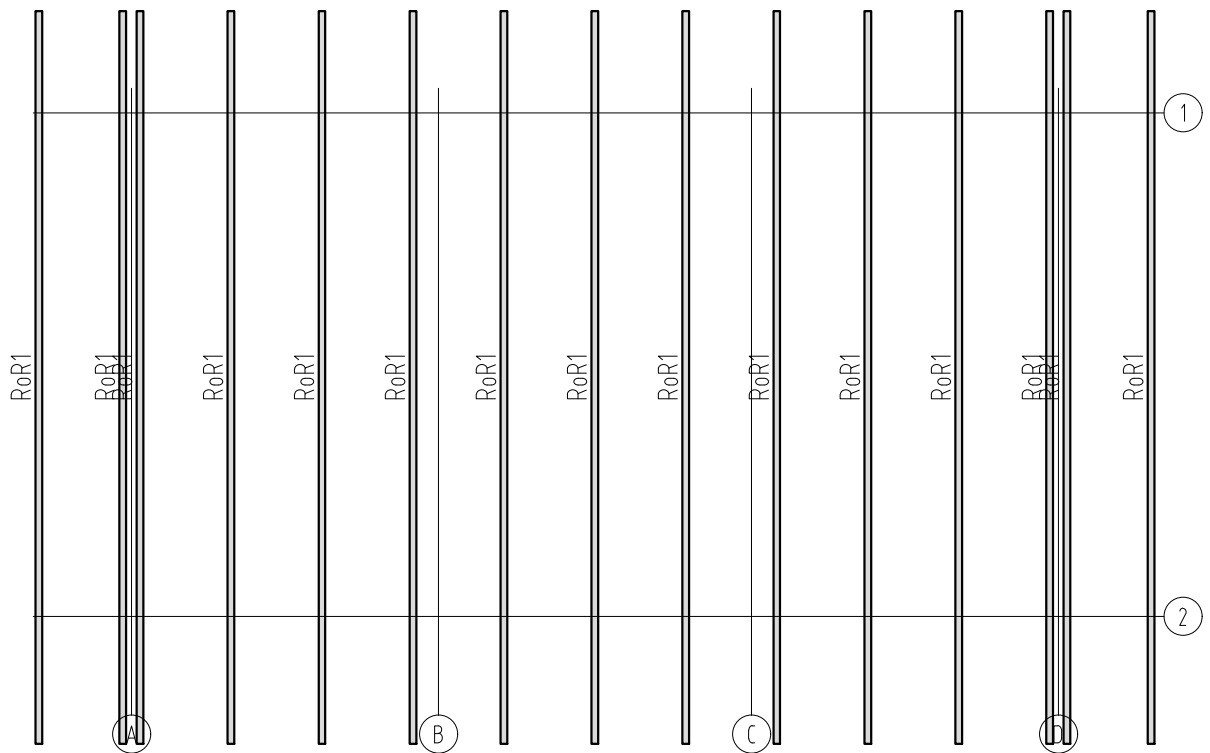
Object name PM70-6248	Drawing Plan	Foundation- Fundament- Fondation- Fondazione- Vigas de cimentación		Scale 1:50
				Paper A4
 AS Palmako <small>Näituse 25, Tartu 50409, Estonia tel. +372 73 55 530 fax. +372 73 55 544 www.palmako.com</small>	Customer Palmako	Log 70x135		
	Drawn by 350			
	Date 18.09.2019	File Heidi_19.7.dwg	Page 1	



Object name PM70-6248	Drawing Plan	Roof board- Dachbrett- Madrier du toit- Tavola tetto- Tabla de tejado		Scale 1:50
				Paper A4
Palmako <small>LEMEXS GROUP</small>	Customer Palmako	Log 70x135		
	Drawn by 350			
	Date 18.09.2019	File Heidi_19.7.dwg	Page 1	
<small>AS Palmako Näituse 25, Tartu 50409, Estonia tel. +372 73 55 530 fax. +372 73 55 544 www.palmako.com</small>				

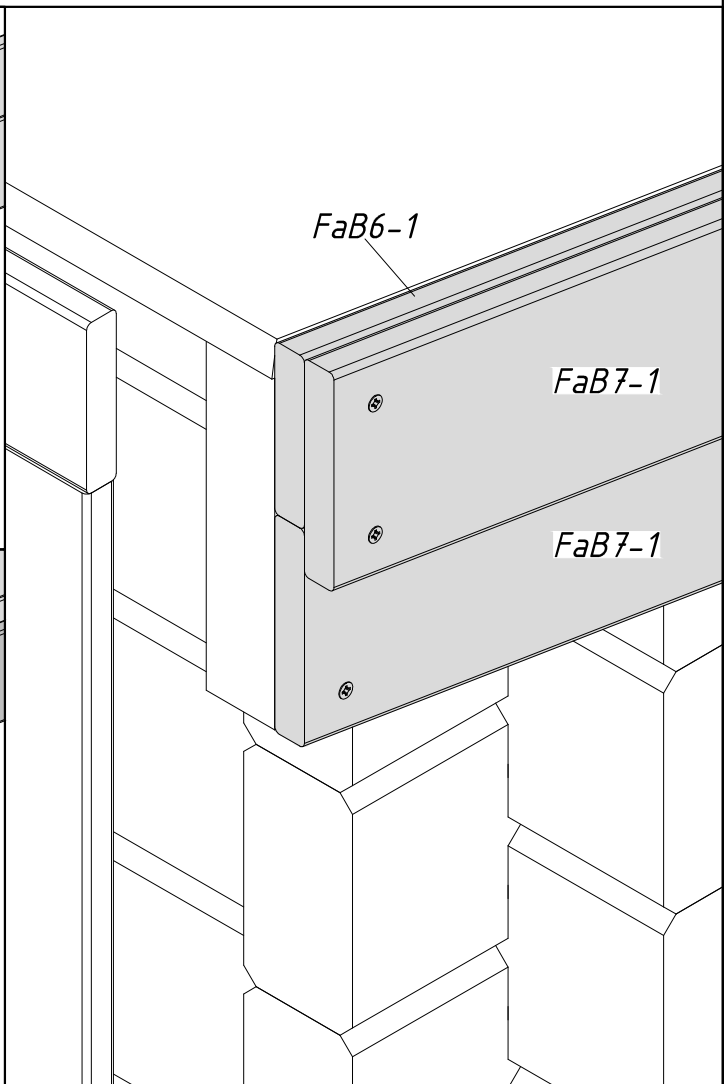
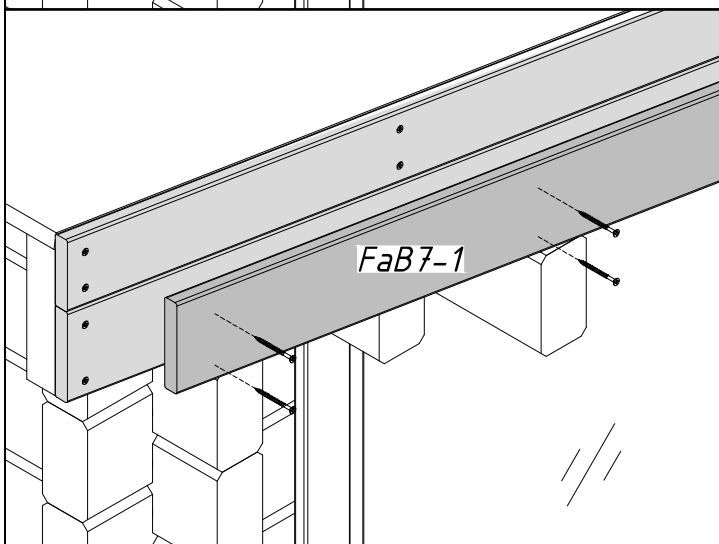
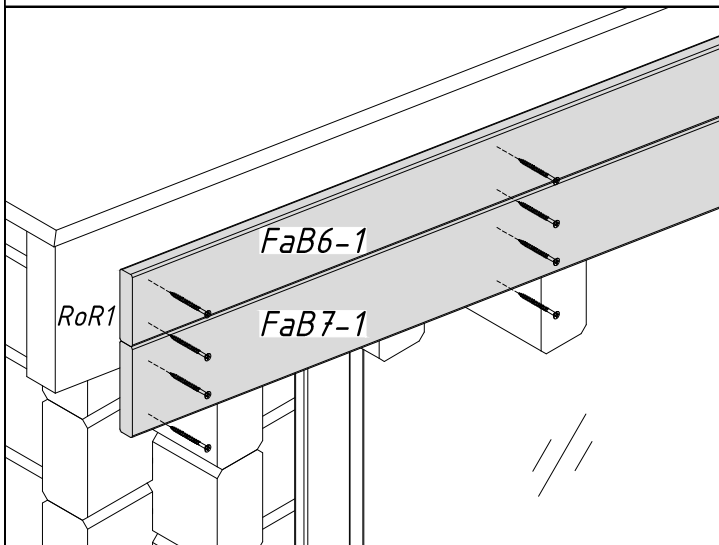
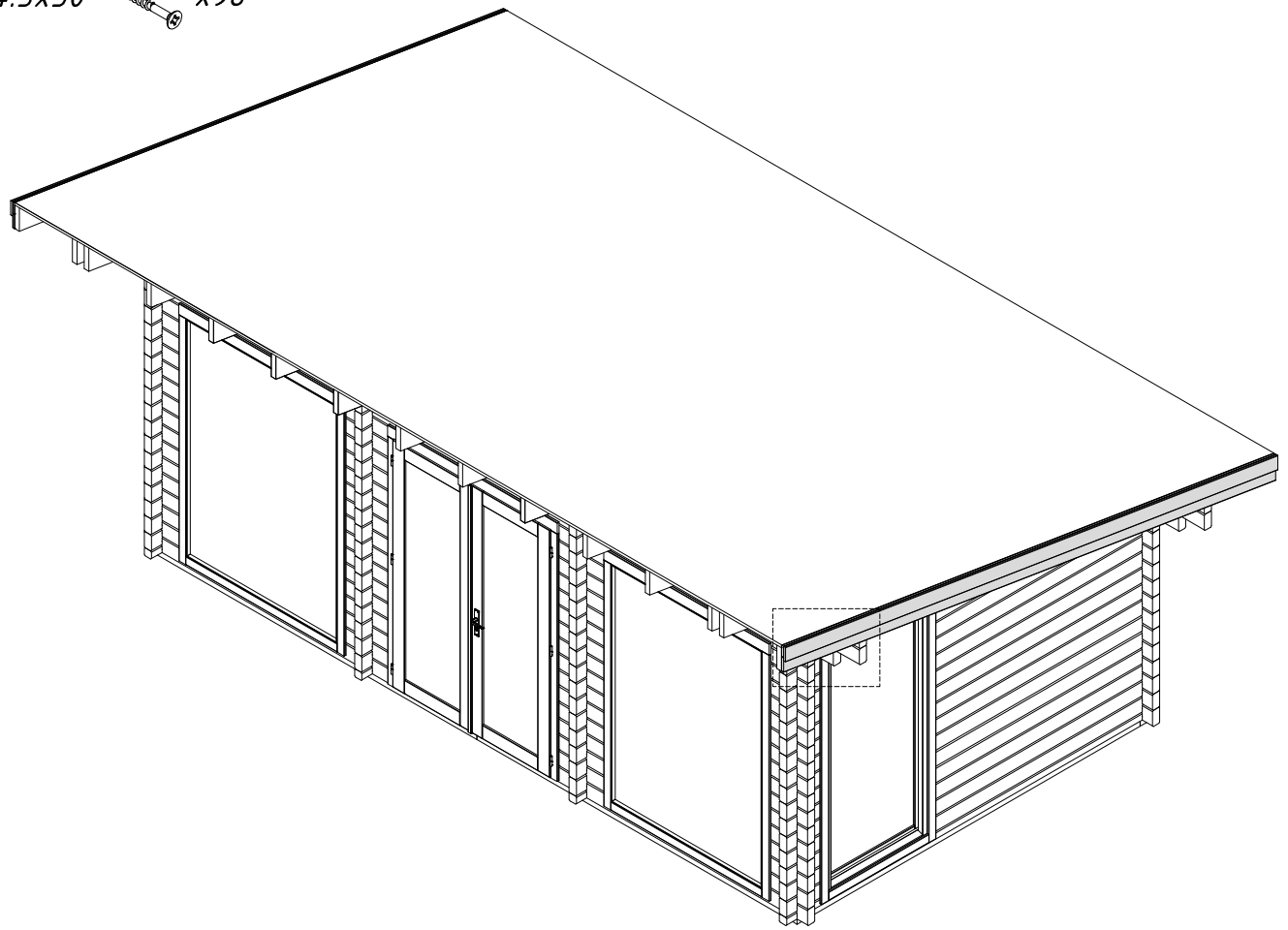


Object name PM70-6248	Drawing Plan	Floor board- Fussbodenbrett- Madrier du plancher - Tavola pavimento- Tabla de suelo		Scale 1:50
				Paper A4
Palmako <small>LEMEXS GROUP</small>	Customer Palmako	Log 70x135		
	Drawn by 350			
	Date 18.09.2019	File Heidi_19.7.dwg	Page 1	
<small>AS Palmako Näituse 25, Tartu 50409, Estonia tel. +372 73 55 530 fax. +372 73 55 544 www.palmako.com</small>				



Object name PM70-6248	Drawing Plan Rafter- Sparre- Chevron- Trave- Cabrio		Scale 1:50
			Paper A4
 AS Palmako <small>Näituse 25, Tartu 50409, Estonia tel. +372 73 55 530 fax. +372 73 55 544 www.palmako.com</small>	Customer Palmako	Log 70x135	
	Drawn by 350		
	Date 18.09.2019	File Heidi_19.7.dwg	Page 1

Ø4.5x50 x96



Ø4.5x50 x156

