

# Installation manual

Montageanleitung • Notice de montage • Istruzioni per il montaggio  
Manual de montaje • Monteringsanvisning • Installatiegids • Asennusohje • Installationsmanual • Paigaldusjuhend

## Element house EL18-6774-1

Elementhaus • Maison à modules • Casetta in elementi • Cobertizo • Redskapsbod • Element huis • Elementti piharakennus • Friggebod • Elementmaja

Width 665 x Depth 739 cm






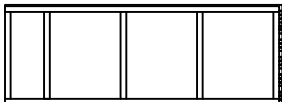
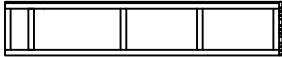
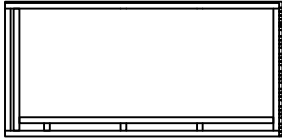
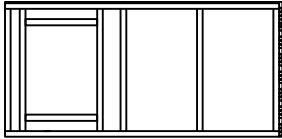

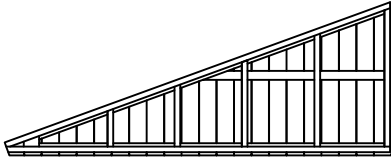
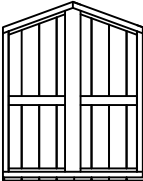

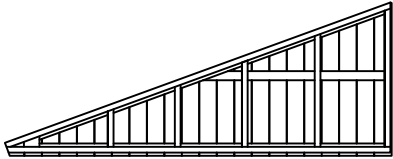
Breite/Tiefe • Largeur/Profondeur • Lunghezza/Profondità • Ancho/Profundidad • Bredd/Dybde • Breedte/Diepte • Leveys/Pituus • Bredd/Längd • Laius/pikkus

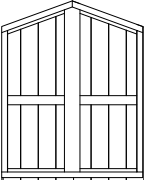




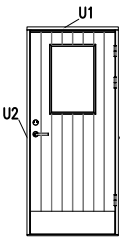
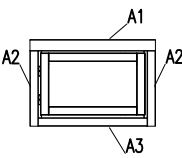



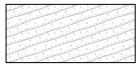




Log thickness 18 mm














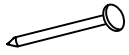

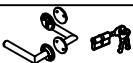



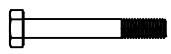







Bohlenstärke • Épaisseur des murs • Spessore delle pareti • Grosor de pared • Tykkelse • Wanddicke • Seinän paksuus • Väggtjocklek • Seinapaksus

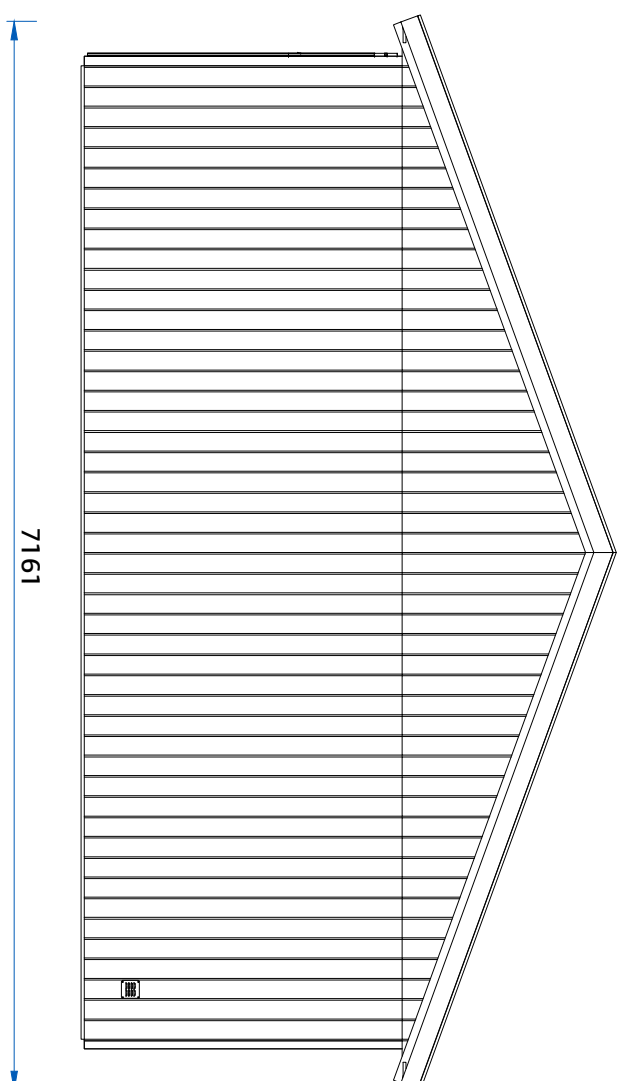
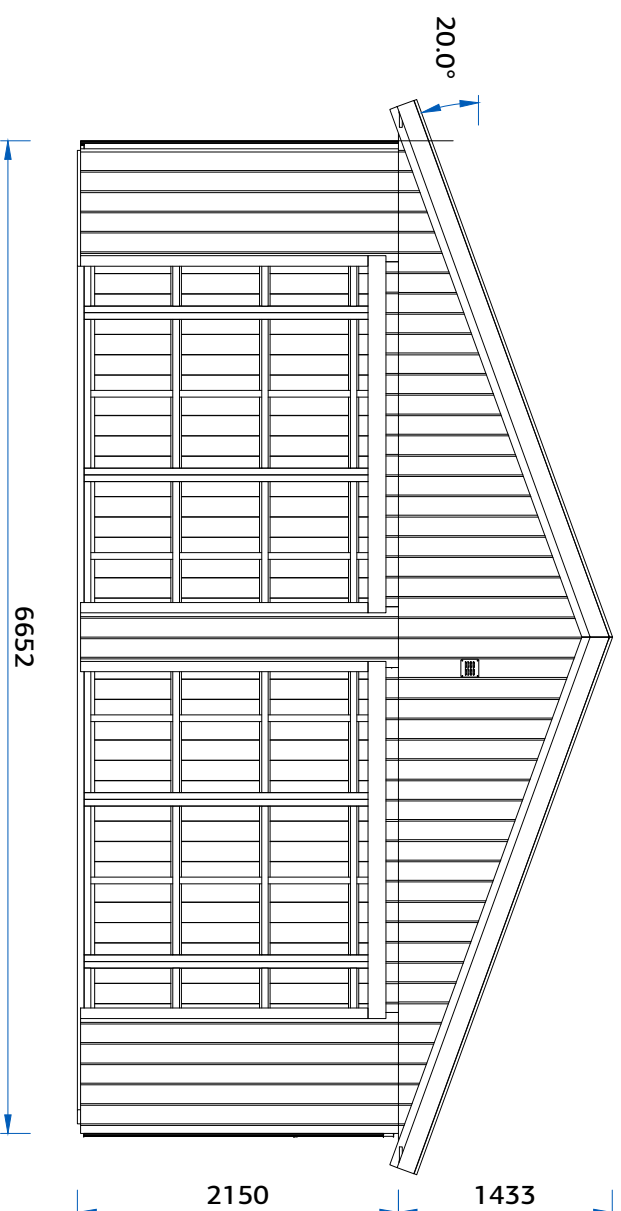

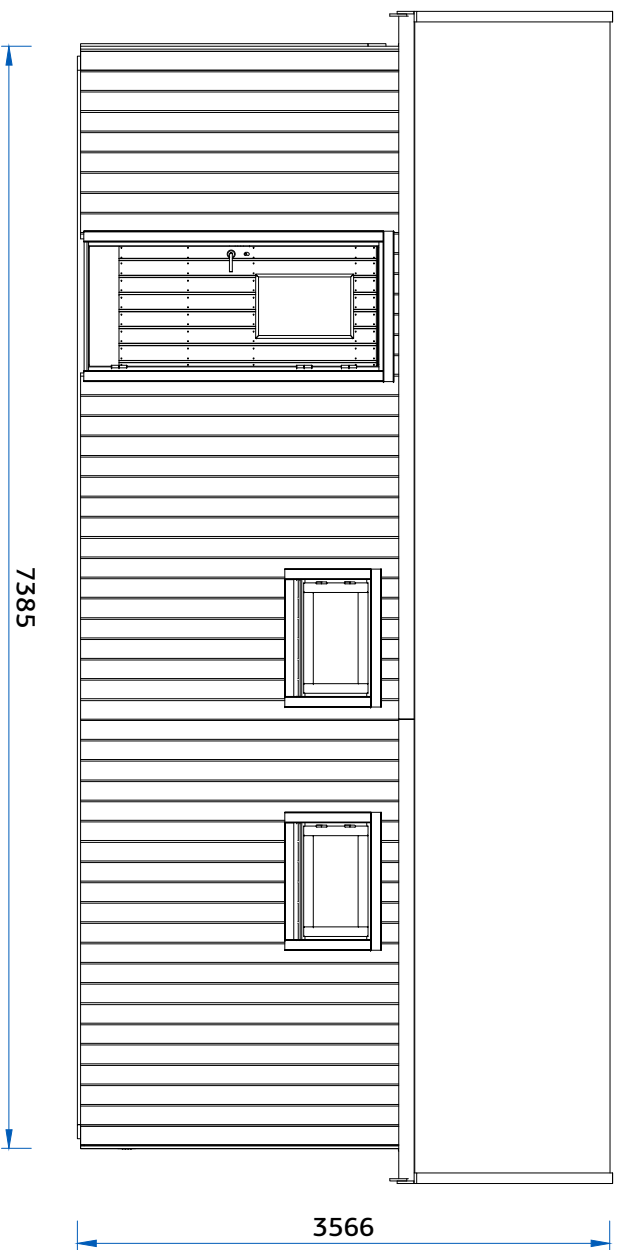


The producer shall have the right to make technical changes to the product • Technische Änderungen vorbehalten • Le producteur réserve le droit d'effectuer des modifications techniques au produit • Il produttore mantiene il diritto di apportare modifiche tecniche al prodotto • Reservado el derecho a modificaciones técnicas • Produsent forbeholder seg retten til å endre tekniske egenskaper ved produktet • Alle rechten en technische wijzigingen voorbehouden • Valmistaja pidättää oikeuden tehdä tuotteeseen teknisiä muutoksia • Tillverkaren har rätt att utföra tekniska förändringar för produkten • Tootja jätab endale õiguse muuta toote tehnilisi omadusi

EL1		2155 x 1097 x 160	15
EL2		2155 x 554 x 160	2
EL3		2155 x 169 x 65	2
EL4		2155 x 160 x 74	2
EL5		2155 x 757 x 160	1
EL6		2155 x 747 x 160	1
EL7		2155 x 408 x 160	1
EL8		2155 x 1097 x 160	1
EL9		2155 x 1097 x 160	2
EL10		2310 x 202 x 160	2
EL11		3005 x 1191 x 160	1
EL12		1097 x 1389 x 160	1
EL13		2995 x 1191 x 160	1
EL14		3005 x 1191 x 160	1

EL15		1097 x 1389 x 160	1
EL16		2995 x 1191 x 160	1
101		56 x 225 x 3766	22
102		56 x 225 x 864	11
103		28 x 120 x 5800	22
U105-21-920R	 <p>U1 - 19x45x980 2 pcs U2 - 19x70x1980 4 pcs</p>	870 x 1985 x 105	1
A105-8R	 <p>A1 - 19x70x830 2 pcs A2 - 19x70x1050 4 pcs A3 - 19x70x630 2 pcs</p>	785 x 475 x 105	2
1	 Impregnated	45 x 95 x 3532	4
2	 Impregnated	45 x 95 x 3261	2
3	 Impregnated	45 x 95 x 775	2
4	 Impregnated	45 x 95 x 464	1
5		44 x 95 x 3548	4
6		19 x 89 x 4476	94
7		19 x 89 x 3276	94
8		32 x 40 x 3750	4

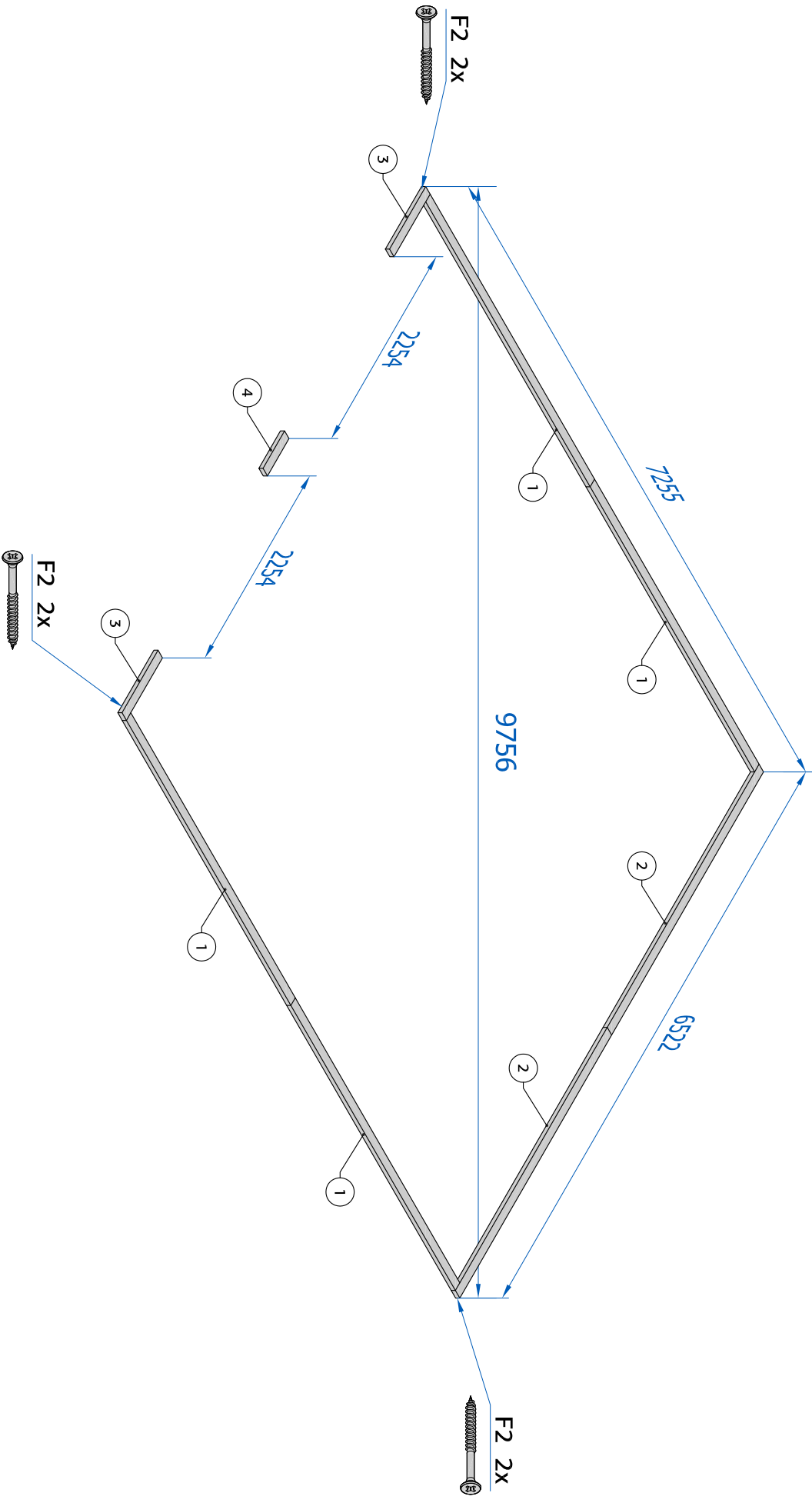
9			16 x 120 x 3825	8
10			19 x 70 x 3832	4
11			19 x 95 x 3876	4
12			28 x 160 x 1900	4
13			28 x 160 x 5028	1
14			19 x 120 x 5112	1
15			19 x 70 x 1925	4
16			19 x 70 x 2200	4
17			100 x 440 x 7047	1
F1			70 x 70 x 55	22
F2			Ø 6 x 120	48
F3			Ø 5 x 70	240
F4			Ø 4.5 x 50	320
F5			Ø 4 x 40	1050
F6			Ø 2,2 x 50	1250
F7			QULlink/ASSA QULSydamik/ASSA QULSydamikkate/ASSA	1 set
F8		QKR4_5x25YZn	Ø 4.5 x 25	8
F9		QTU	130x147toruga	2
F10		QNP120x240Zn	120 x 240 x 2	22
F11		QPOKK12x135Zn	M12 x 135	77
F12		QMUKK12Zn	M12	90
F13		SE12x35Zn	12 x 35	154
F14		QSE21x62Zn	21 x 62	132
A		QPOKK12x160Zn	M12 x 160	6
B		QSE50x50Zn	50 x 50 x 4	12
F15		QP60x90x785MU	60x90x785	2
F16		QKRYP3x16Zn	Ø 3 x 16	4



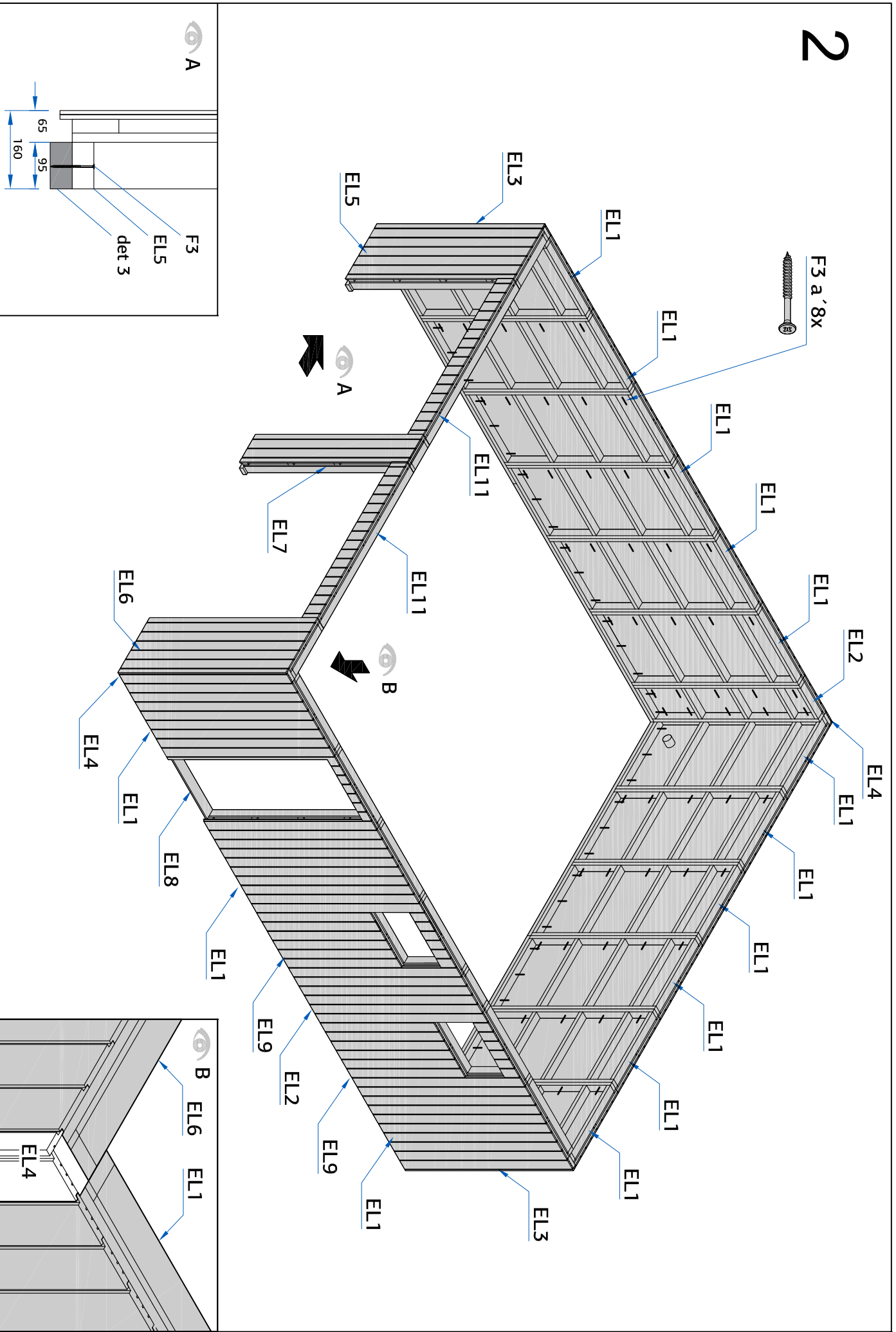
Object name		Drawing		Scale	
<b>EL18-6774-1</b>		<b>Elevations</b>		<b>1:50</b>	
AS Palmako		Customer	Log	Paper	
Näätäse 25, Tamm 50409, Esonka		Drawn by		<b>A3</b>	
tel. +372 73 55 530		Date		File	
fax. +372 73 55 544		24.07.2019		T04578.dwg	
www.palmako.com				Page	
				<b>1</b>	

**Palmako**  
LEMEKS GROUP

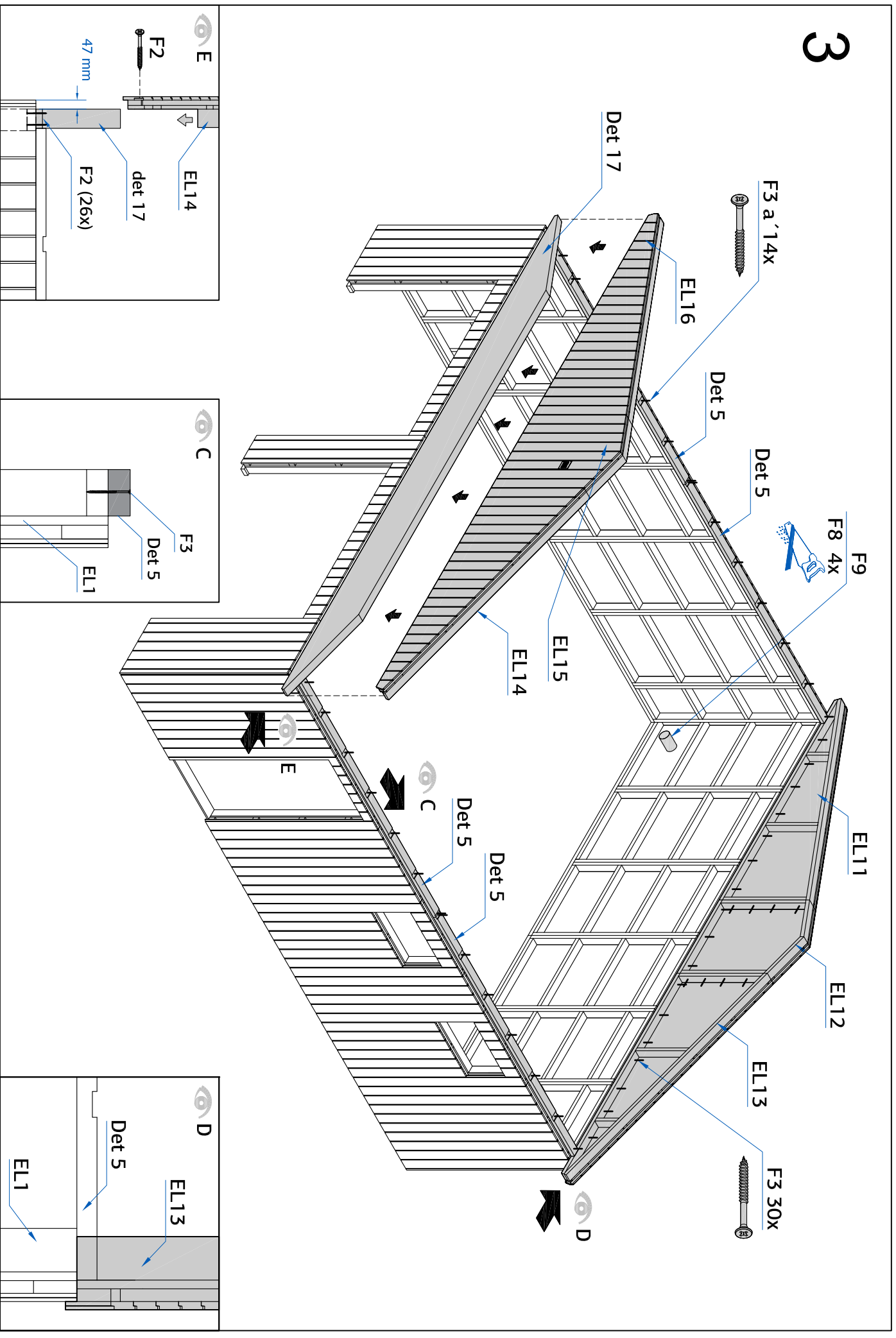
1



2

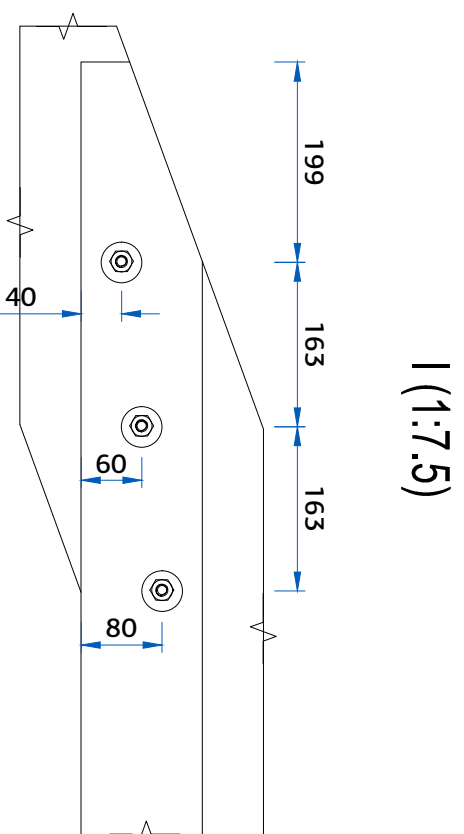
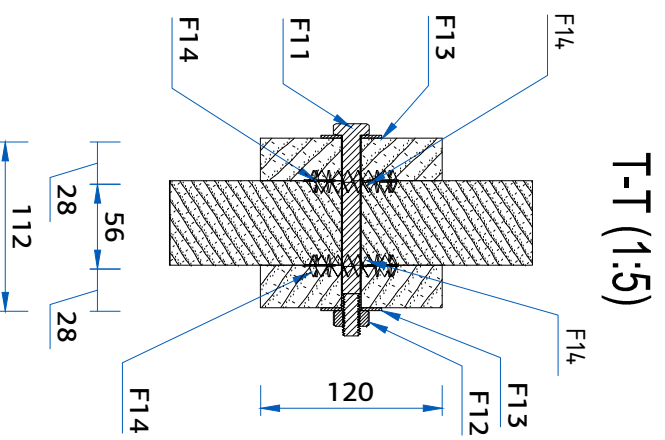
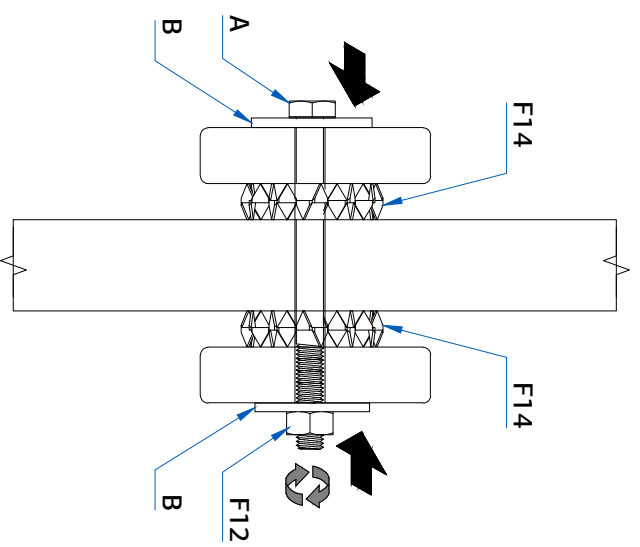
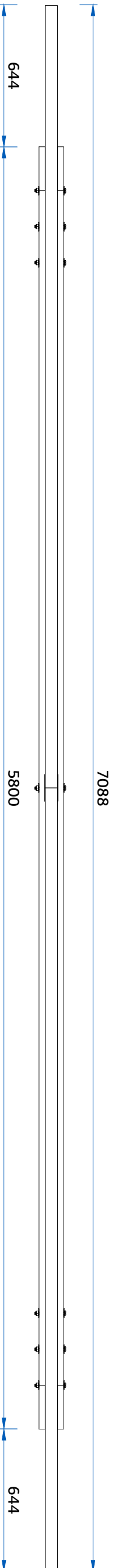
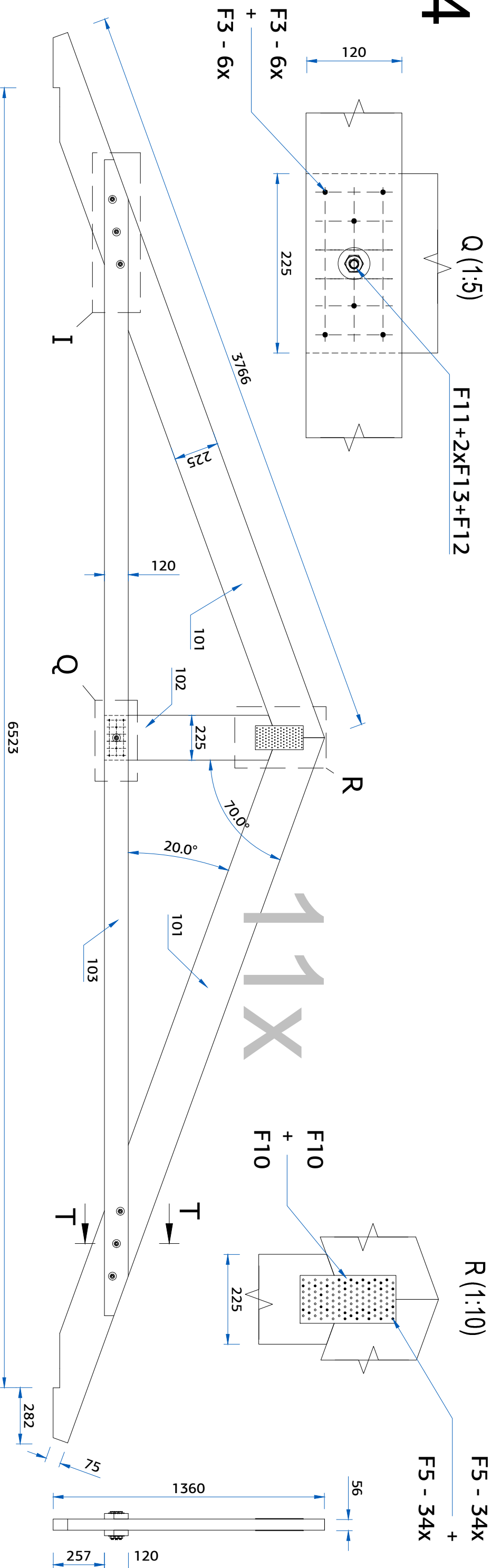


# 3





# 4

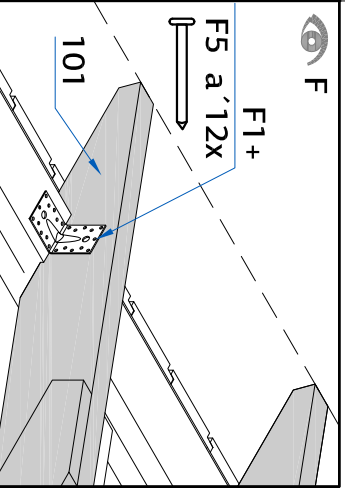
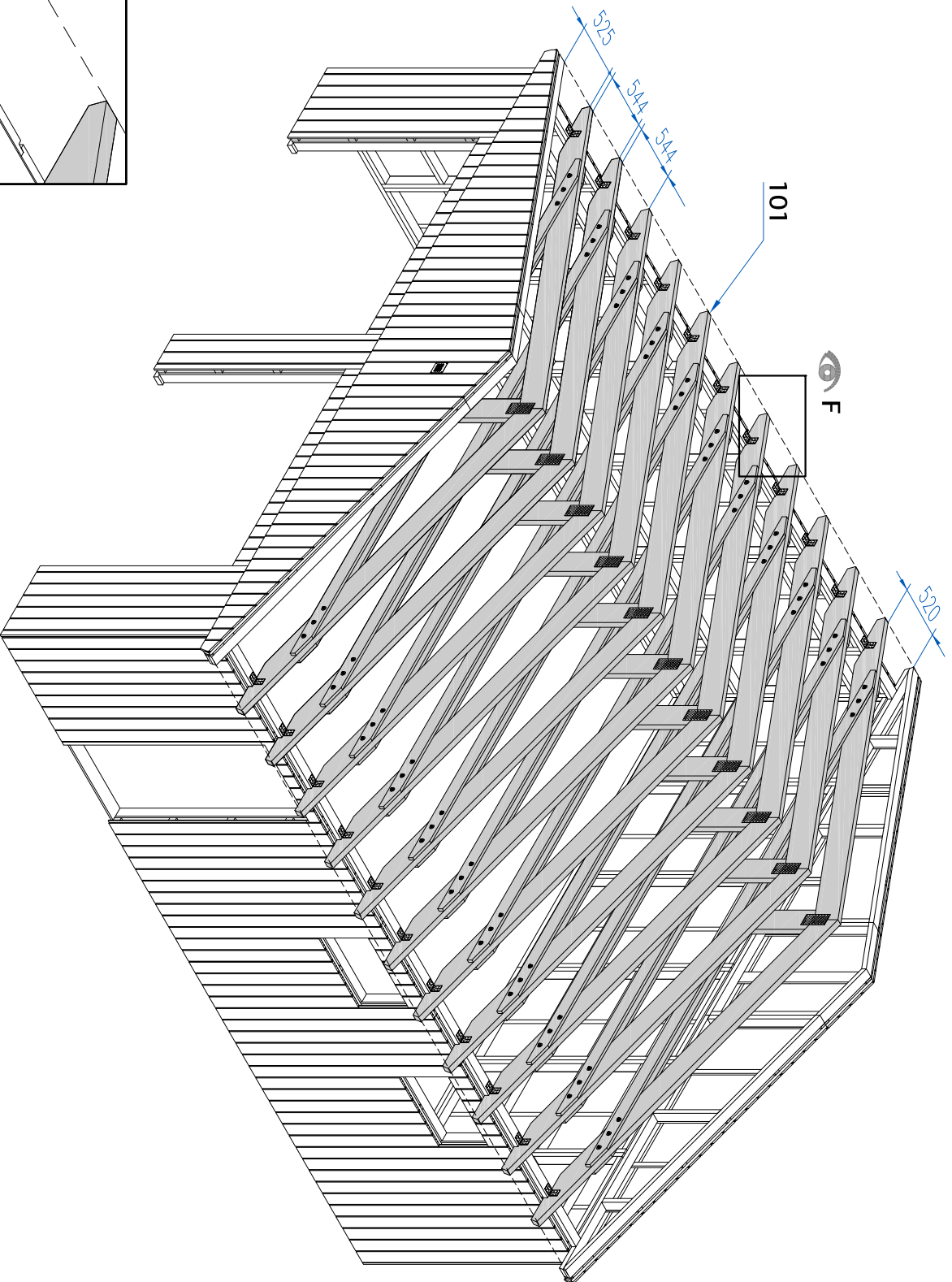


1. A+B +F14 +F14+ B+F12 +

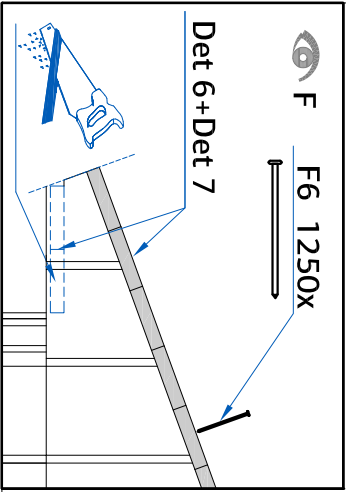
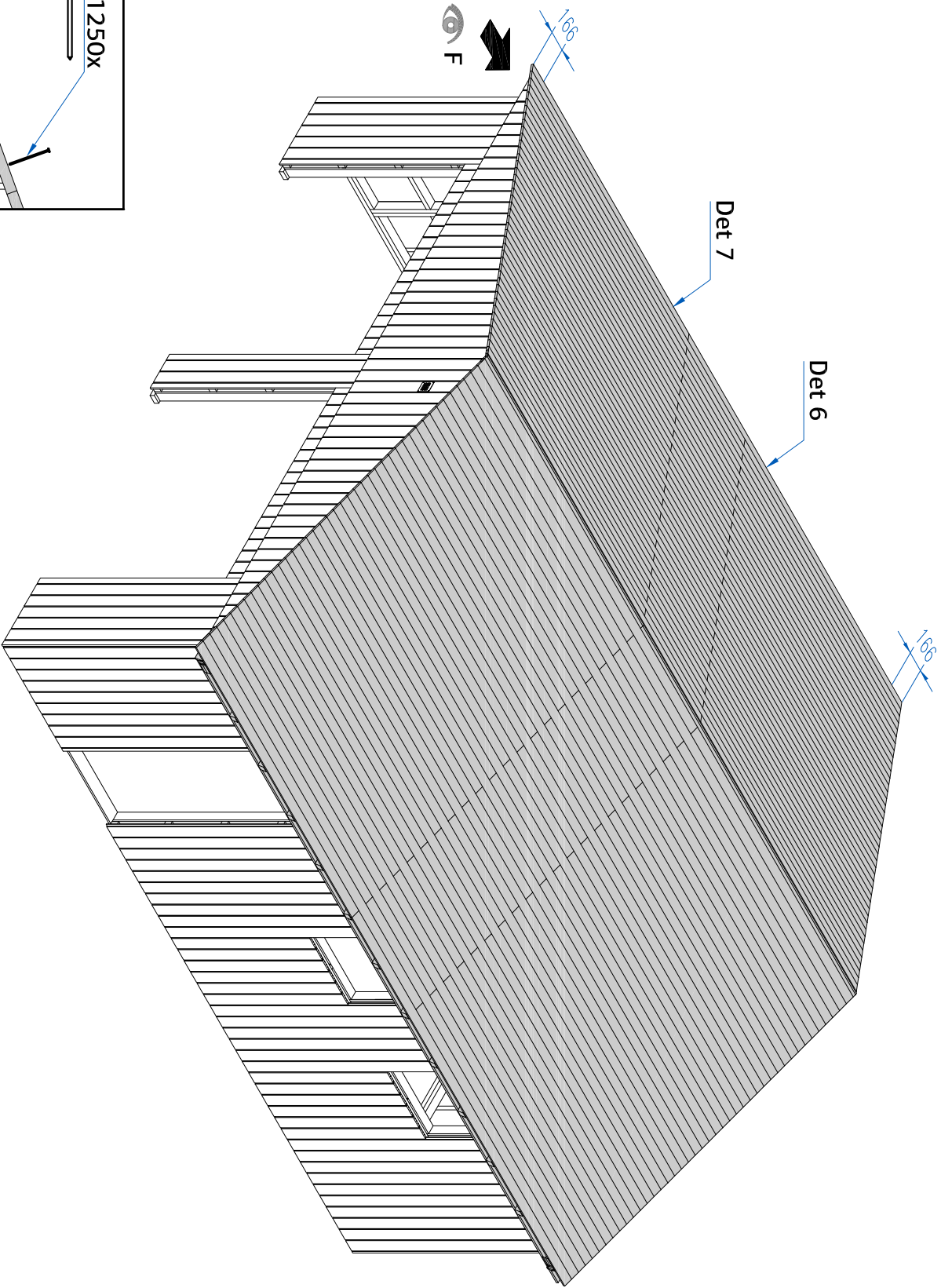
2. F11+F13+F14+F14+F13+F12+

Pos No	Measures (mm)	Qty
101	56 x 225 x 3766	2
102	56 x 225 x 864	1
103	28 x 120 x 5800	2
A	M12 x 160	6
B	50 x 50 x 4	12
F3	Ø5 x 70	12
F5	Ø4 x 40	68
F10	120 x 240 x 2	2
F11	M12 x 135	7
F12	M12	7
F13	Ø13 x 35	14
F14	21 x 62	12

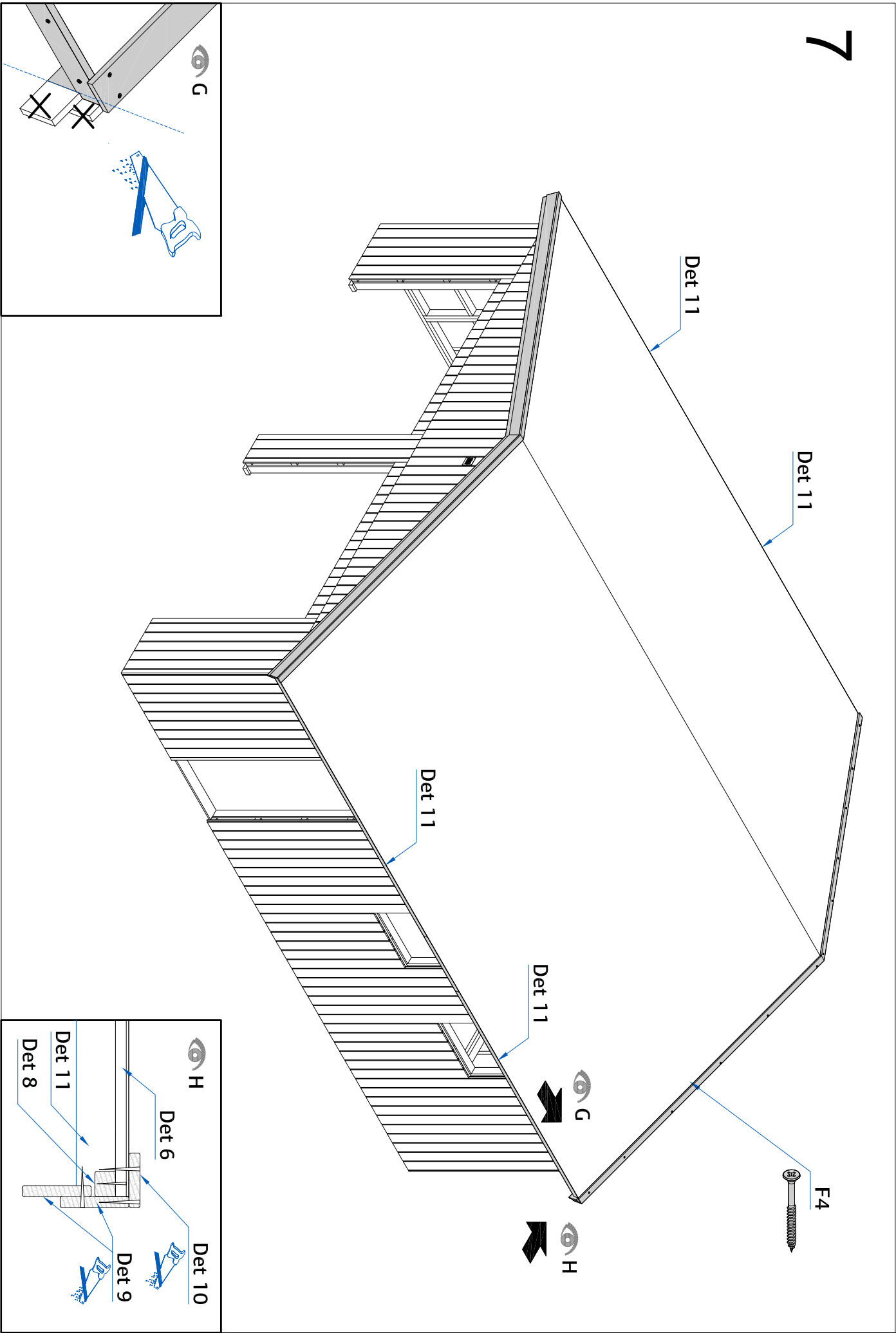
5

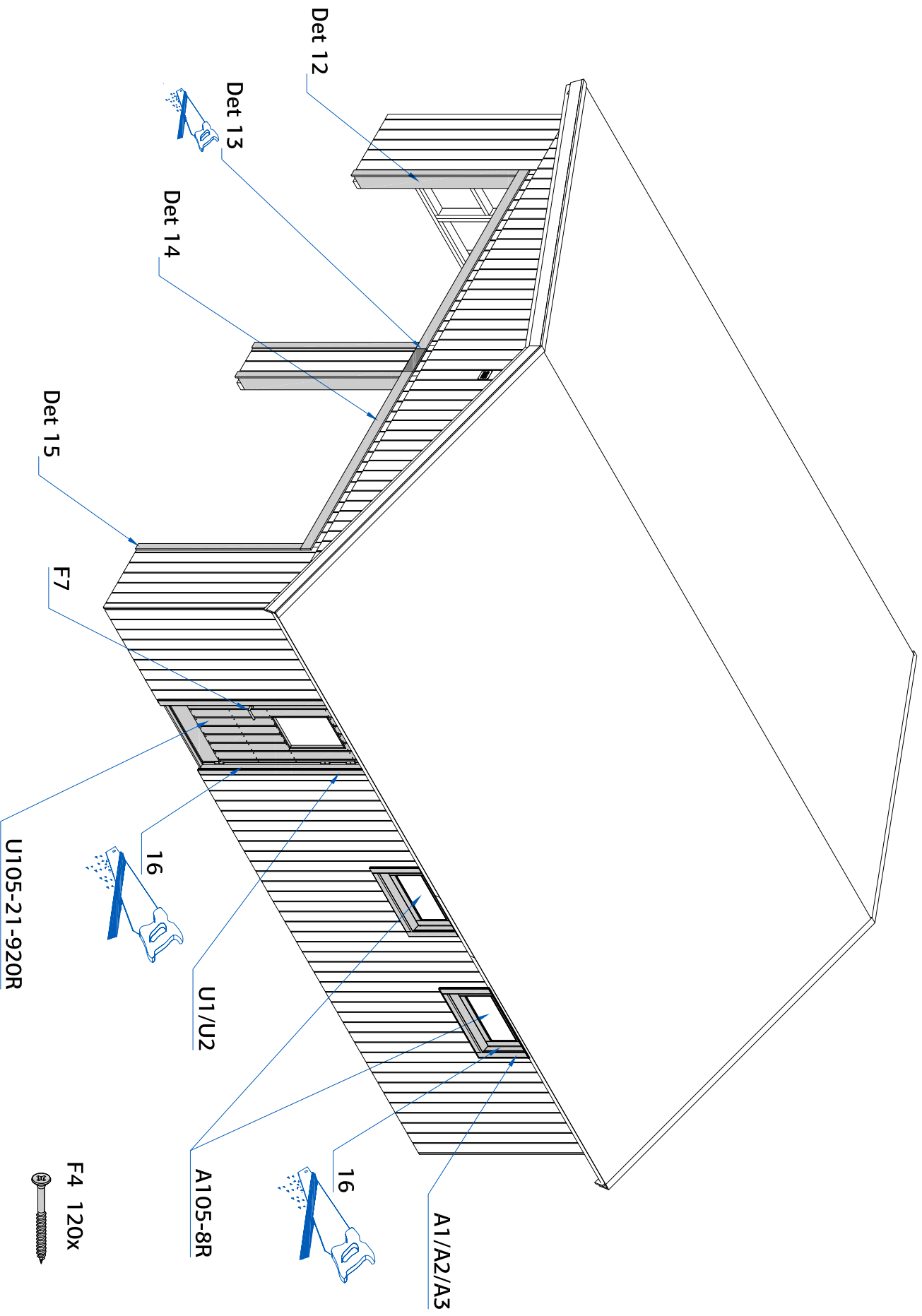


6

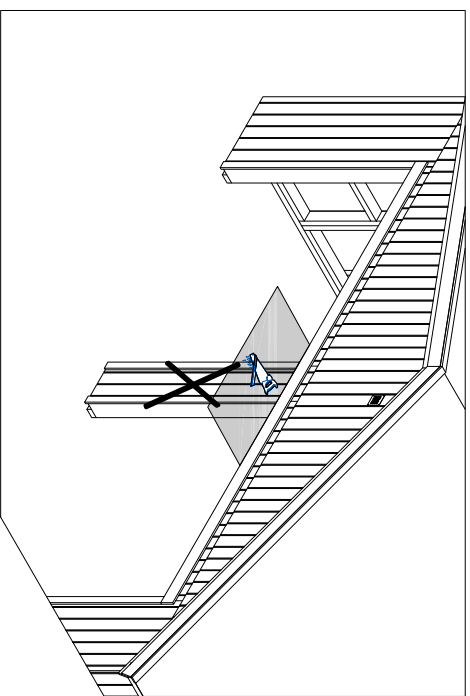


7





# 8 (OPTION)



Det 13

